

Agresso 55 SP3 Enhancements

Detailed below are some of the enhancements that were included in the recent Agresso 55 SP3 upgrade.


1. [Requisition - Copy Row](#)
2. [Goods Receipt - All lines updated with Reference](#)
3. [Goods Receipt - View Purchase Order Details \(including invoices posted against a P/O\)](#)
4. [Goods Receipt – View Supplier Details](#)
5. [Supplier Search - View Full Supplier Address](#)
6. [Supplier Search - Closed Suppliers not appearing in Supplier list](#)

1. Requisition - Copy Row

There is a new 'Copy row' button on the Requisition Entry screen. This enables single or multiple lines to be copied on a requisition.

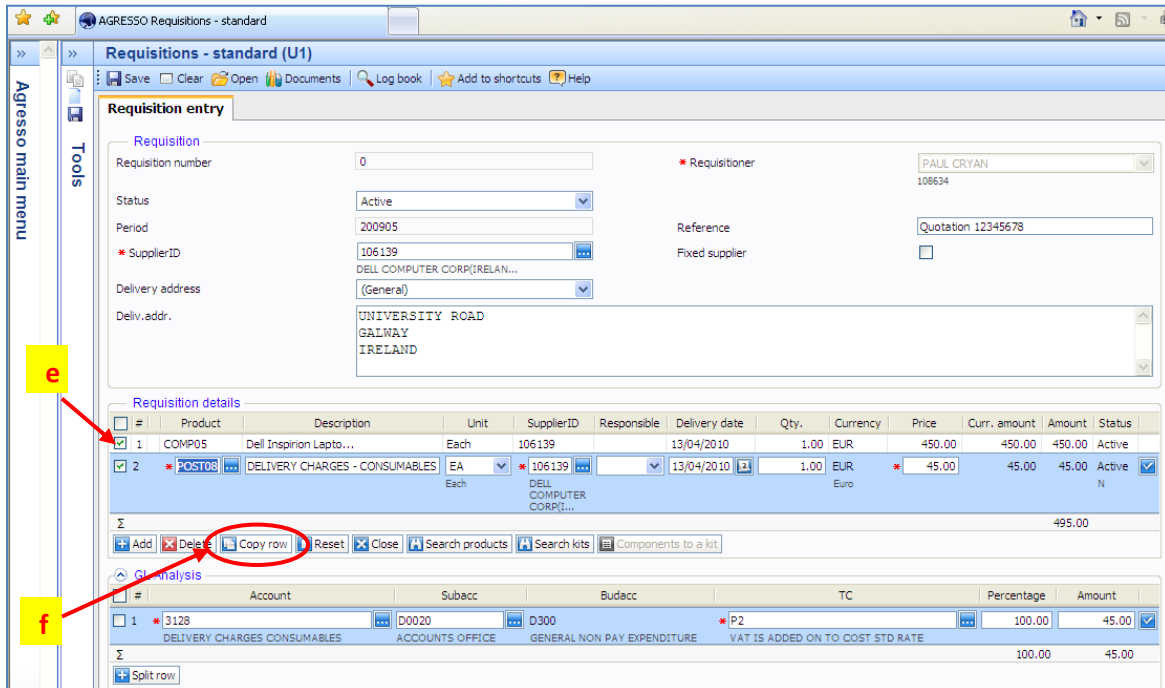
In order to use this functionality:

- a) Click on Procurement
- b) Click on Requisitioning folder
- c) Click on Requisitions - standard



Agresso 55 SP3 Enhancements

- d) Enter requisition details
- e) Tick the box(es) opposite the row(s) you want to copy e.g. rows 1 & 2
- f) Click on the 'Copy row' button



AGRESSO Requisitions - standard

Requisitions - standard (U1)

Requisition entry

Requisition

Requisition number: 0
 Status: Active
 Period: 200905
 * SupplierID: 106139
 Delivery address: (General)
 Deliv. addr.: UNIVERSITY ROAD, GALWAY, IRELAND

* Requisitioner: PAUL CRYAN 108634
 Reference: Quotation 12345678
 Fixed supplier:

Requisition details

#	Product	Description	Unit	SupplierID	Responsible	Delivery date	Qty.	Currency	Price	Curr. amount	Amount	Status
<input checked="" type="checkbox"/>	1	COMP05	Dell Inspiron Lpto...	Each	106139	13/04/2010	1.00	EUR	450.00	450.00	450.00	Active
<input checked="" type="checkbox"/>	2	POST08	DELIVERY CHARGES - CONSUMABLES	EA	* 106139	13/04/2010	1.00	EUR	45.00	45.00	45.00	Active
											495.00	

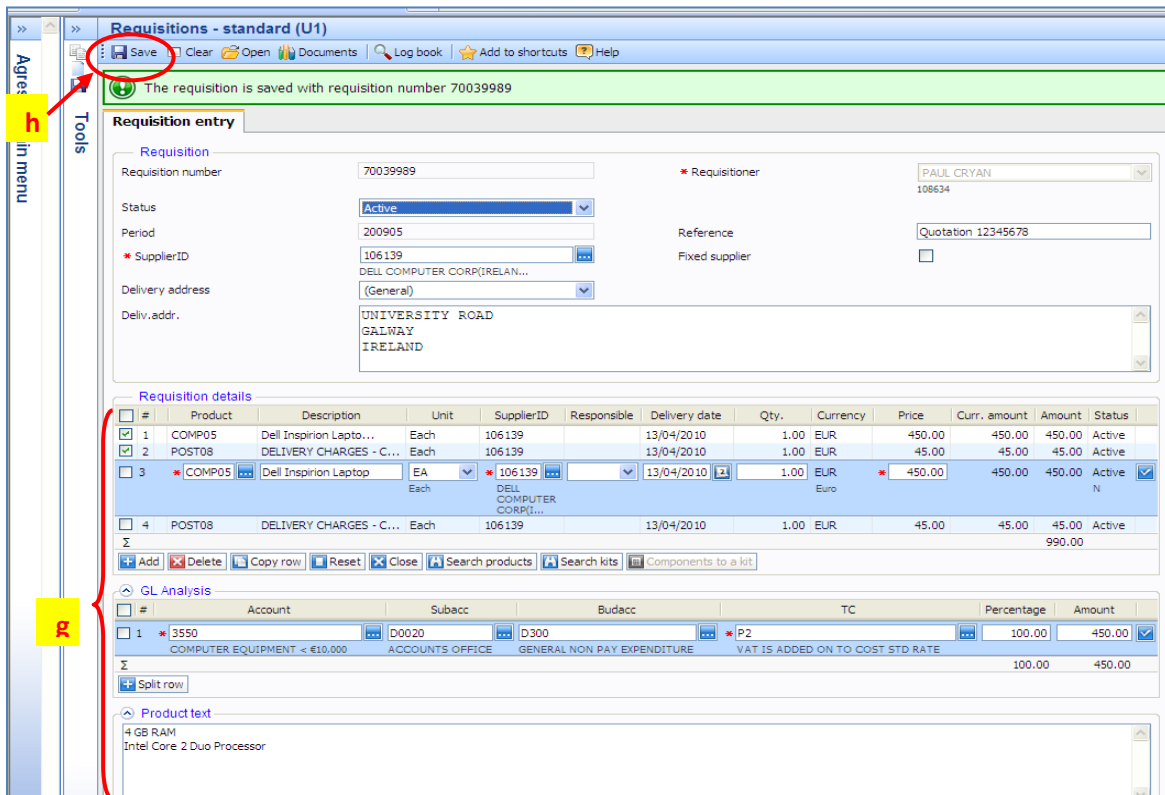
Tools: Add, Delete, Copy row, Reset, Close, Search products, Search kits, Components to a list

GL Analysis

#	Account	Subacc	Budacc	TC	Percentage	Amount	
<input type="checkbox"/>	1	* 3128	D0020	D300	* P2	100.00	45.00
						100.00	45.00

Split row

- g) Maintain the copied rows 3 & 4 if necessary
- h) Click on the Save button



AGRESSO Requisitions - standard (U1)

Save, Clear, Open, Documents, Log book, Add to shortcuts, Help

The requisition is saved with requisition number 70039989

Requisition entry

Requisition

Requisition number: 70039989
 Status: Active
 Period: 200905
 * SupplierID: 106139
 Delivery address: (General)
 Deliv. addr.: UNIVERSITY ROAD, GALWAY, IRELAND

* Requisitioner: PAUL CRYAN 108634
 Reference: Quotation 12345678
 Fixed supplier:

Requisition details

#	Product	Description	Unit	SupplierID	Responsible	Delivery date	Qty.	Currency	Price	Curr. amount	Amount	Status
<input checked="" type="checkbox"/>	1	COMP05	Dell Inspiron Lpto...	Each	106139	13/04/2010	1.00	EUR	450.00	450.00	450.00	Active
<input checked="" type="checkbox"/>	2	POST08	DELIVERY CHARGES - C...	Each	106139	13/04/2010	1.00	EUR	45.00	45.00	45.00	Active
<input type="checkbox"/>	3	* COMP05	Dell Inspiron Laptop	EA	* 106139	13/04/2010	1.00	EUR	450.00	450.00	450.00	Active
<input type="checkbox"/>	4	POST08	DELIVERY CHARGES - C...	Each	106139	13/04/2010	1.00	EUR	45.00	45.00	45.00	Active
											990.00	

Tools: Add, Delete, Copy row, Reset, Close, Search products, Search kits, Components to a list

GL Analysis

#	Account	Subacc	Budacc	TC	Percentage	Amount	
<input type="checkbox"/>	1	* 3550	D0020	D300	* P2	100.00	450.00
						100.00	450.00


Split row

Product text

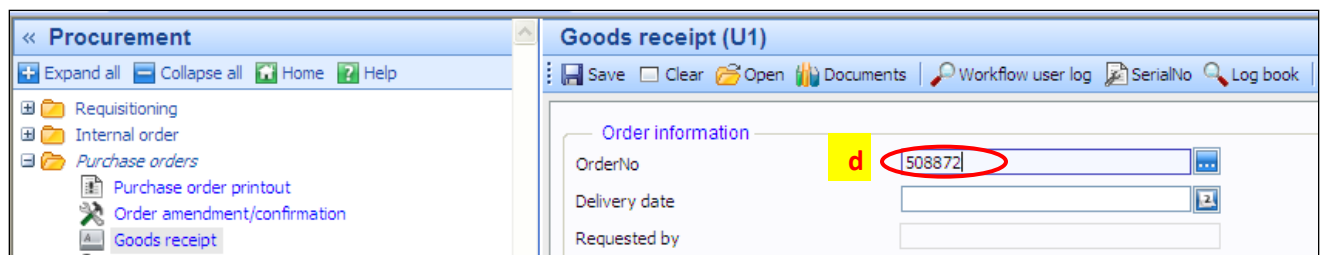
4 GB RAM
Intel Core 2 Duo Processor

2. Goods Receipt - All lines updated with Reference

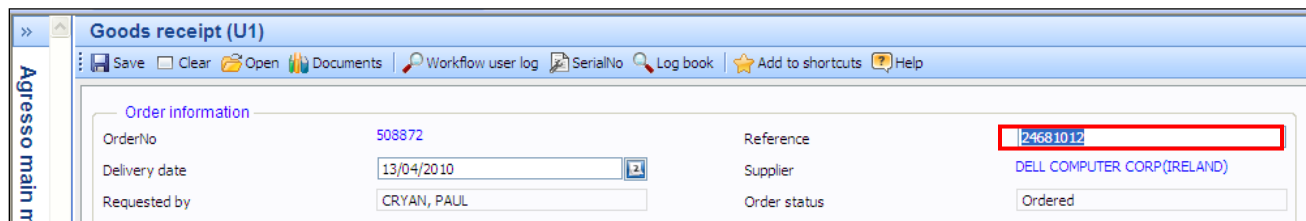
- Click on Procurement
- Click on Purchase Orders Folder
- Click on Goods receipt



- Enter Purchase Order Number in OrderNo field and then press the tab button

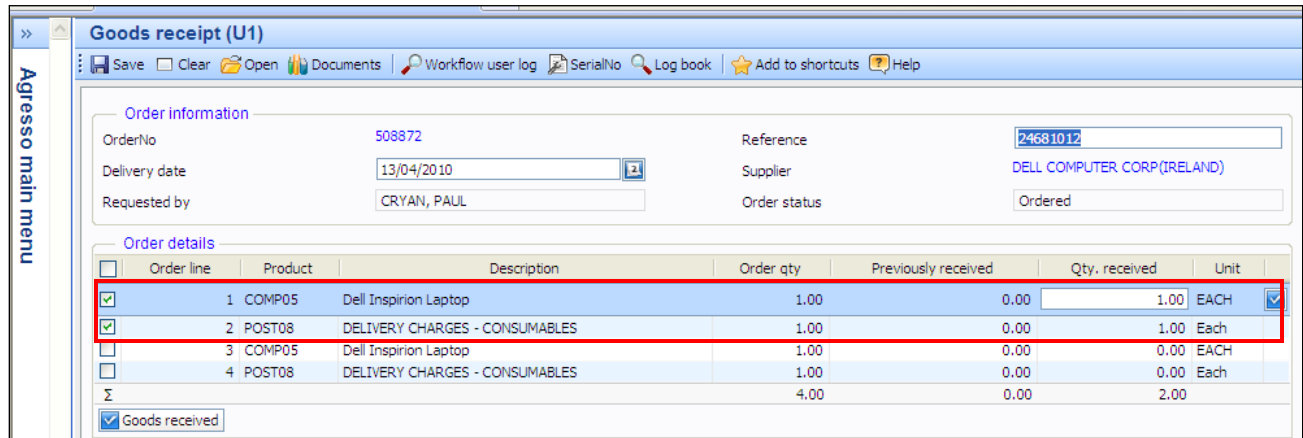


- Enter details in 'Reference' field e.g. Delivery Note Number



Agresso 55 SP3 Enhancements

f) Enter 'Qty. received' on respective line(s) e.g. Quantity received of 1 on lines 1 and 2 below



Goods receipt (U1)

Order information

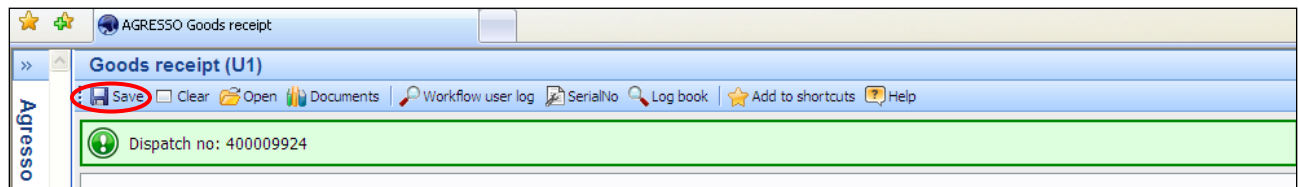
OrderNo: 508872 Reference: 24681012
 Delivery date: 13/04/2010 Supplier: DELL COMPUTER CORP(IRELAND)
 Requested by: CRYAN, PAUL Order status: Ordered

Order details

Order line	Product	Description	Order qty	Previously received	Qty. received	Unit
1	COMP05	Dell Inspirin Laptop	1.00	0.00	1.00	EACH
2	POST08	DELIVERY CHARGES - CONSUMABLES	1.00	0.00	1.00	Each
3	COMP05	Dell Inspirin Laptop	1.00	0.00	0.00	EACH
4	POST08	DELIVERY CHARGES - CONSUMABLES	1.00	0.00	0.00	Each
Σ			4.00	0.00	2.00	

Goods received

g) Click on the Save icon and GRN Number (e.g. Dispatch No: 400009924) is displayed in green



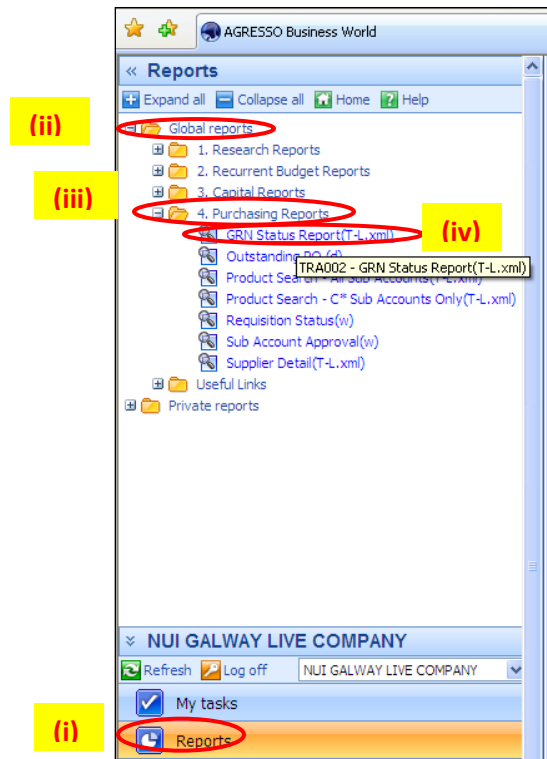
AGRESSO Goods receipt

Goods receipt (U1)

Dispatch no: 400009924

i) In order to view Goods Receipts on a Purchase Order go to:

(i)Reports → (ii) Global reports → (iii) Purchasing Reports → (iv)GRN Status Report



AGRESSO Business World

Reports

- Global reports (ii)
- 1. Research Reports
- 2. Recurrent Budget Reports
- 3. Capital Reports
- 4. Purchasing Reports (iii)
- GRN Status Report(T-L.xml) (iv)
- Outstanding
- Product Search - TRA002 - GRN Status Report(T-L.xml)
- Product Search - C* Sub Accounts Only(T-L.xml)
- Requisition Status(w)
- Sub Account Approval(w)
- Supplier Detail(T-L.xml)
- Useful Links
- Private reports

NUI GALWAY LIVE COMPANY

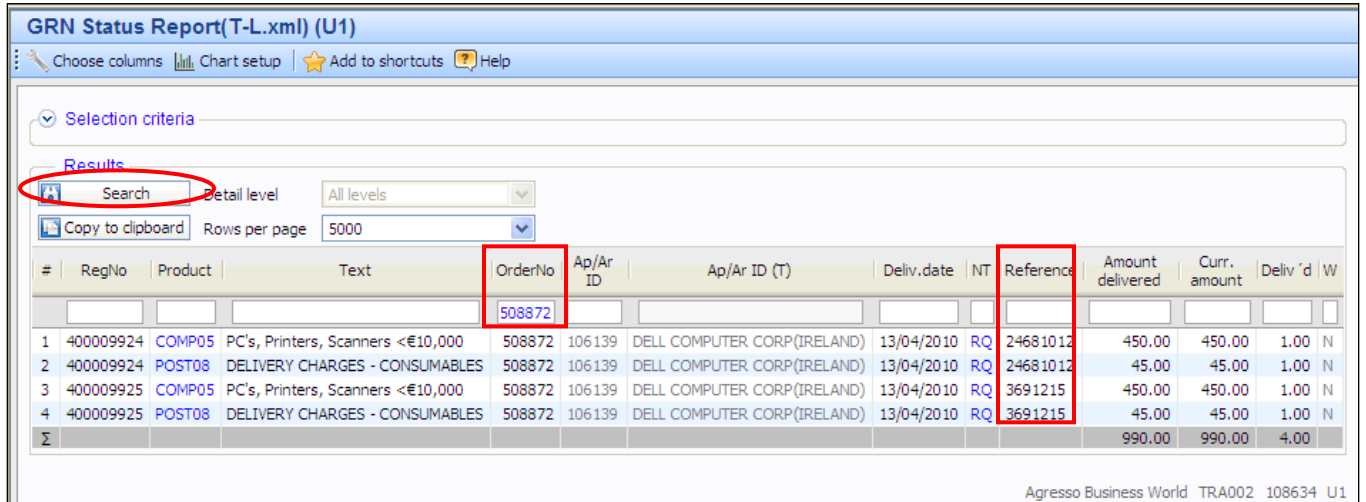
Refresh Log off NUI GALWAY LIVE COMPANY

My tasks (i)

Reports

Agresso 55 SP3 Enhancements

j) Enter the Purchase Order Number in 'OrderNo' field and then click on 'Search'



GRN Status Report(T-L.xml) (U1)

Choose columns | Chart setup | Add to shortcuts | Help

Selection criteria

Results

Search | Detail level: All levels

Copy to clipboard | Rows per page: 5000


#	RegNo	Product	Text	OrderNo	Ap/Ar ID	Ap/Ar ID (T)	Deliv.date	NT	Reference	Amount delivered	Curr. amount	Deliv'd	W
1	400009924	COMP05	PC's, Printers, Scanners <€10,000	508872	106139	DELL COMPUTER CORP(IRELAND)	13/04/2010	RQ	24681012	450.00	450.00	1.00	N
2	400009924	POST08	DELIVERY CHARGES - CONSUMABLES	508872	106139	DELL COMPUTER CORP(IRELAND)	13/04/2010	RQ	24681012	45.00	45.00	1.00	N
3	400009925	COMP05	PC's, Printers, Scanners <€10,000	508872	106139	DELL COMPUTER CORP(IRELAND)	13/04/2010	RQ	3691215	450.00	450.00	1.00	N
4	400009925	POST08	DELIVERY CHARGES - CONSUMABLES	508872	106139	DELL COMPUTER CORP(IRELAND)	13/04/2010	RQ	3691215	45.00	45.00	1.00	N
Σ										990.00	990.00	4.00	

Agresso Business World TRA002 108634 U1

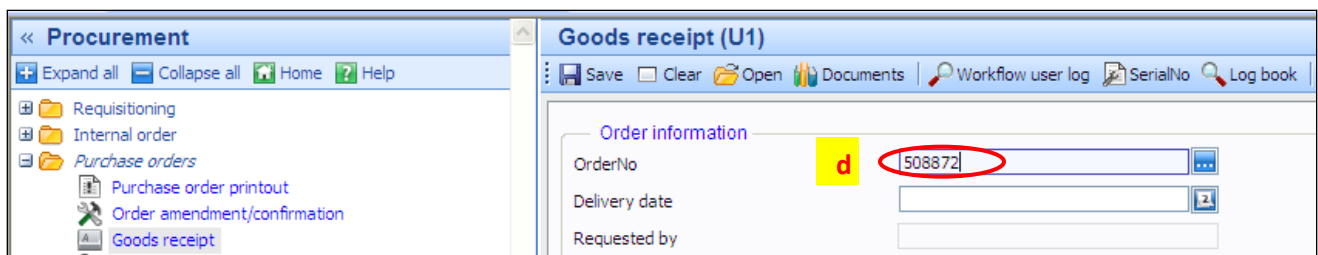
k) The screen above displays all the goods receipts (deliveries) for Purchase Order 508872 together with the delivery note numbers (see Reference field)

3. Goods Receipt – View Purchase Order Details

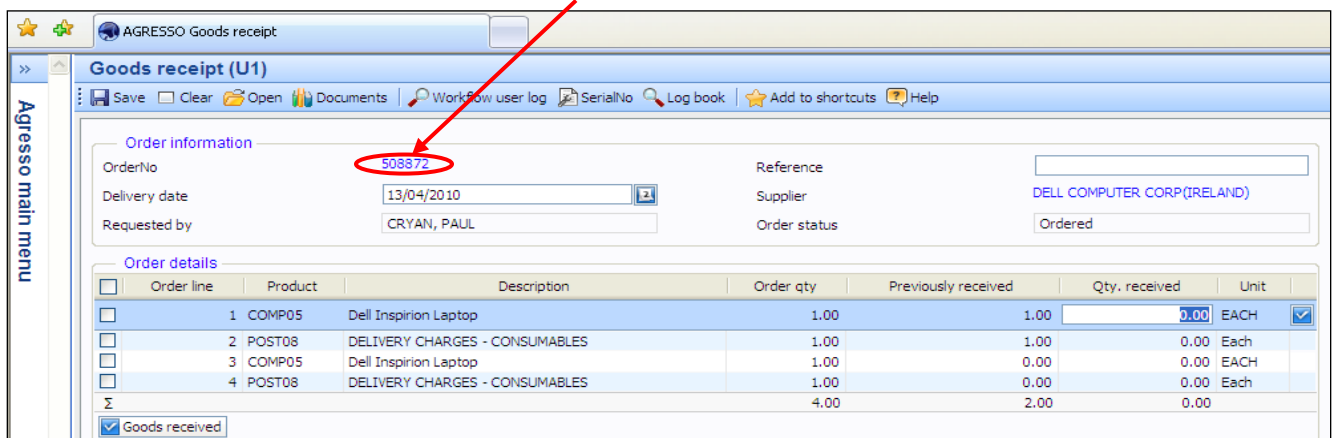
- Click on Procurement
- Click on Purchase Orders Folder
- Click on Goods receipt



- Enter Purchase Order Number in 'OrderNo' field and then press the tab button

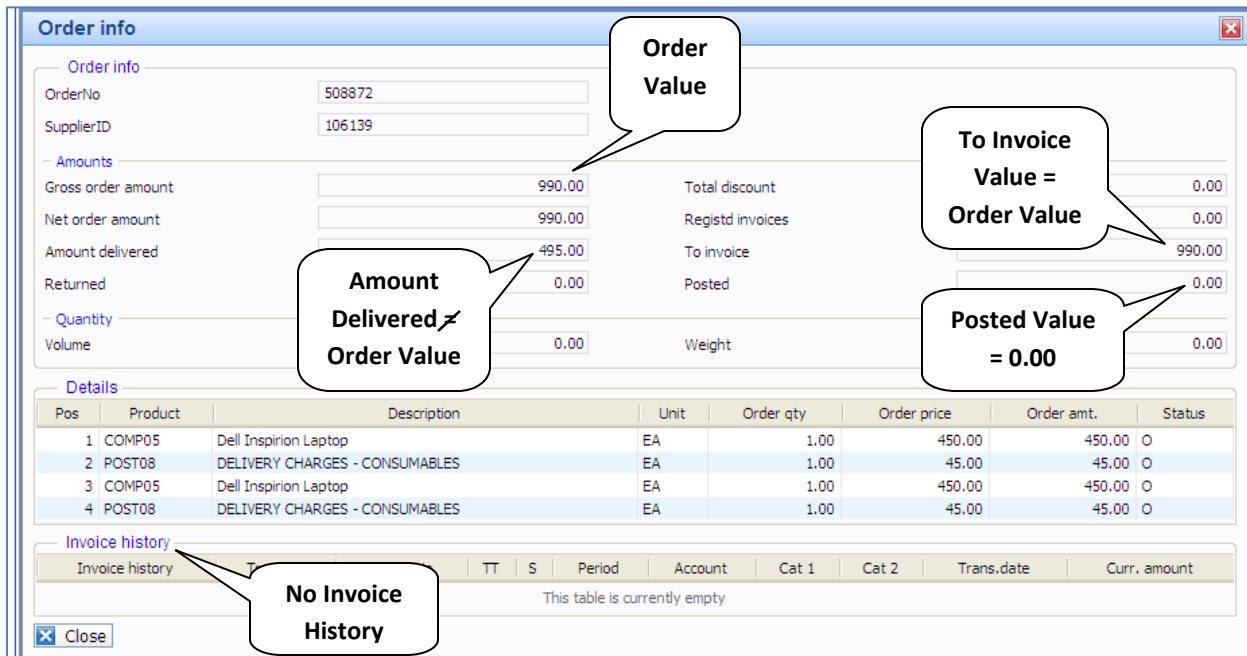


- Click on Purchase Order Number e.g. **508872**



Agresso 55 SP3 Enhancements

f) Order Info screen – Partial Order Delivery and no Order lines invoiced



Order info

OrderNo: 508872
SupplierID: 106139

Amounts

Gross order amount	990.00	Total discount	0.00
Net order amount	990.00	Registd invoices	0.00
Amount delivered	495.00	To invoice	990.00
Returned	0.00	Posted	0.00
Volume	0.00	Weight	0.00

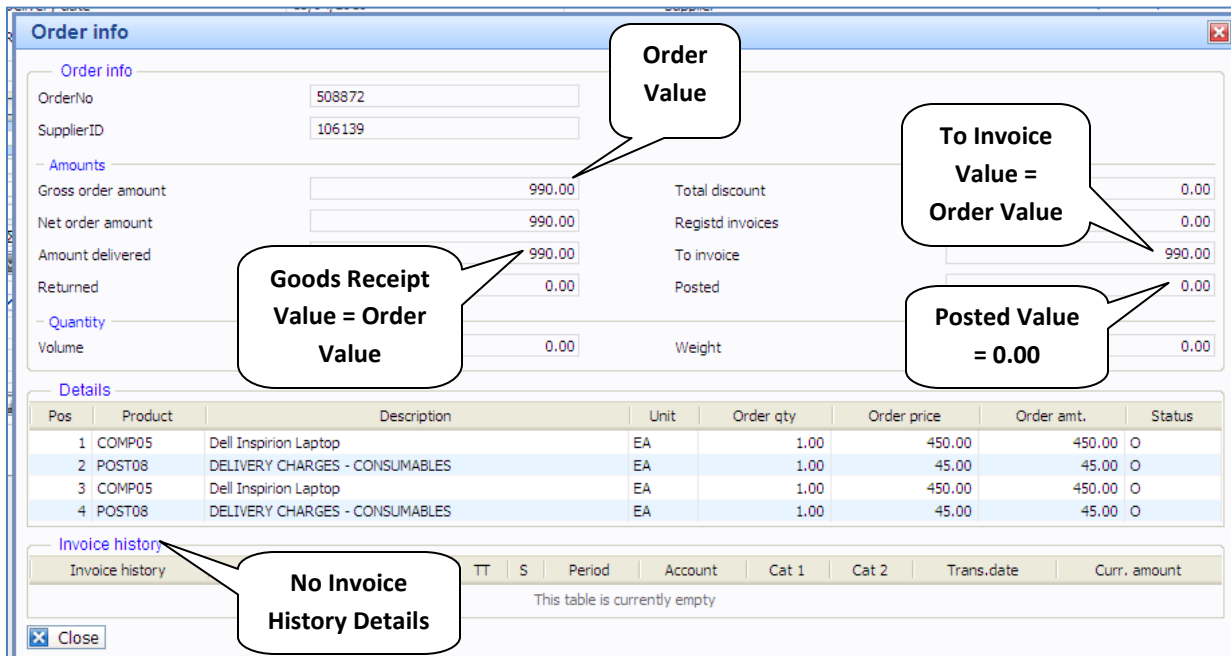
Details

Pos	Product	Description	Unit	Order qty	Order price	Order amt.	Status
1	COMP05	Dell Inspiron Laptop	EA	1.00	450.00	450.00	O
2	POST08	DELIVERY CHARGES - CONSUMABLES	EA	1.00	45.00	45.00	O
3	COMP05	Dell Inspiron Laptop	EA	1.00	450.00	450.00	O
4	POST08	DELIVERY CHARGES - CONSUMABLES	EA	1.00	45.00	45.00	O

Invoice history

This table is currently empty

g) Order Info screen - All Lines Delivered and no Order lines invoiced



Order info

OrderNo: 508872
SupplierID: 106139

Amounts

Gross order amount	990.00	Total discount	0.00
Net order amount	990.00	Registd invoices	0.00
Amount delivered	990.00	To invoice	990.00
Returned	0.00	Posted	0.00
Volume	0.00	Weight	0.00

Details

Pos	Product	Description	Unit	Order qty	Order price	Order amt.	Status
1	COMP05	Dell Inspiron Laptop	EA	1.00	450.00	450.00	O
2	POST08	DELIVERY CHARGES - CONSUMABLES	EA	1.00	45.00	45.00	O
3	COMP05	Dell Inspiron Laptop	EA	1.00	450.00	450.00	O
4	POST08	DELIVERY CHARGES - CONSUMABLES	EA	1.00	45.00	45.00	O

Invoice history

This table is currently empty

Agresso 55 SP3 Enhancements


h) Order Info screen - All lines on Order are Invoiced

The screenshot shows the 'AGRESSO Goods receipt' window. The 'Order information' section displays OrderNo: 508872, Reference: (empty), Delivery date: 13/04/2010, Supplier: DELL COMPUTER (IRELAND), Requested by: CRYAN, PAUL, and Order status: Finished. The 'Order details' table lists four lines: 1 Dell Inspiron Laptop (1.00 qty, 1.00 received), 2 DELIVERY CHARGES - CONSUMABLES (1.00 qty, 1.00 received), 3 Dell Inspiron Laptop (1.00 qty, 1.00 received), and 4 DELIVERY CHARGES - CONSUMABLES (1.00 qty, 1.00 received). The 'Order info' section shows OrderNo: 508872, SupplierID: 106139, and financial amounts: Gross order amount 990.00, Net order amount 990.00, Amount delivered 990.00, Total discount 0.00, To invoice 0.00, and Posted 990.00. The 'Details' table shows four invoice lines with status 'F'. The 'Invoice history' table shows two posted invoices with a current amount of -598.95. Callouts highlight: 'Header Status Finished' (top right), 'Order Value' (middle left), 'To Invoice Value = 0.00' (middle right), 'Posted Value = Order Value' (bottom right), 'Line Status Finished' (far right), 'Invoice Amount incl. VAT' (bottom right), and 'Close' button (bottom left).

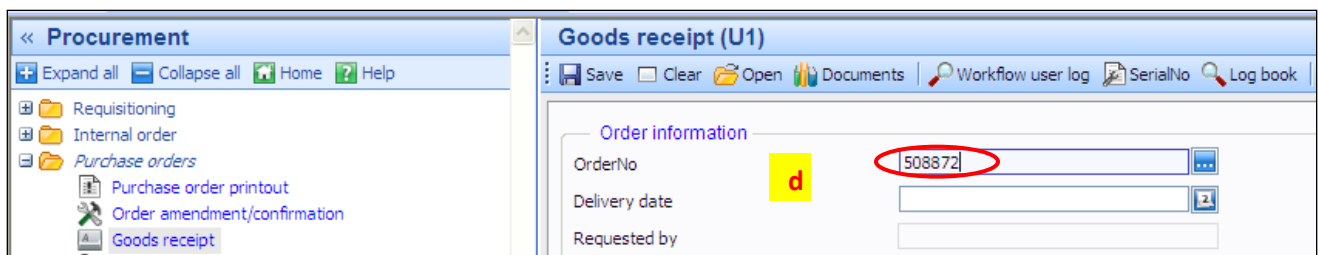
i) Click on 'Close' or 'x' button to exit screen

4. Goods Receipt – View Supplier Details

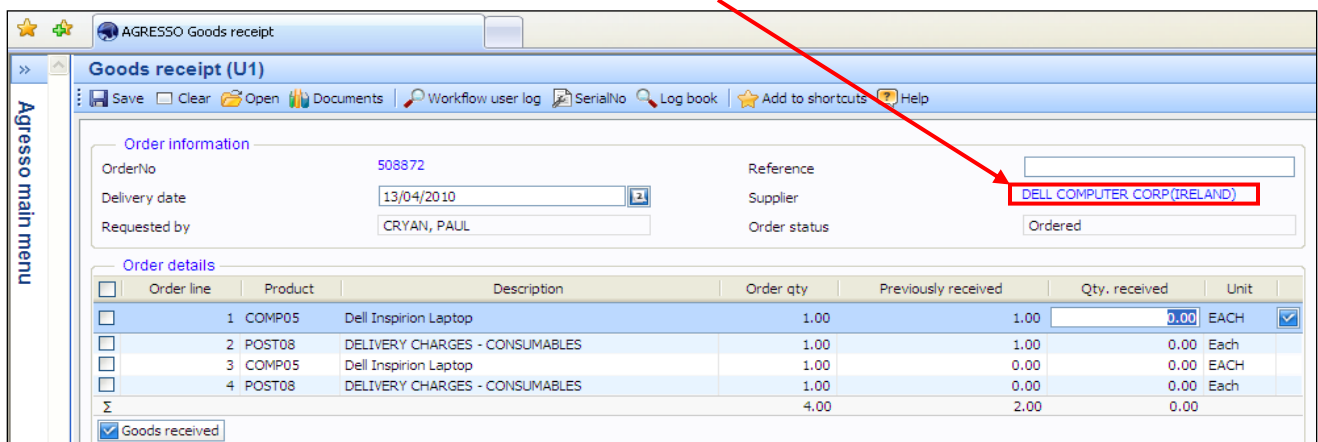
- Click on Procurement
- Click on Purchase Orders Folder
- Click on Goods receipt



- Enter Purchase Order Number in 'OrderNo' field and then press the tab button



- Click on Supplier Name e.g. **DELL COMPUTER CORP(IRELAND)**





Agresso 55 SP3 Enhancements

- f) Supplier information screen will appear; if you place the mouse over the address field it will give you the full supplier address

Supplier information ✕

Supplier

Supplier ID	106139	Supplier name	DELL COMPUTER CORP(IRELAND)
Org.no		VAT RegNo	N/a
Bank account	37453902	Postal account	NONE
Other account		Message	
Text		Pay recipient	

Contact information


Address type	Address	Place	Country	Telephone	Telefax	URL
General	DELL Products Section A C/O Citiban...	Dublin 1	IE	9 00 353 1204 5128 Ext 70424	0870 412 2385	paul.cryan@nuigalway.ie

✕ Close DELL Products Section A C/O Citibank European Lockbox 1
North Wall Quay

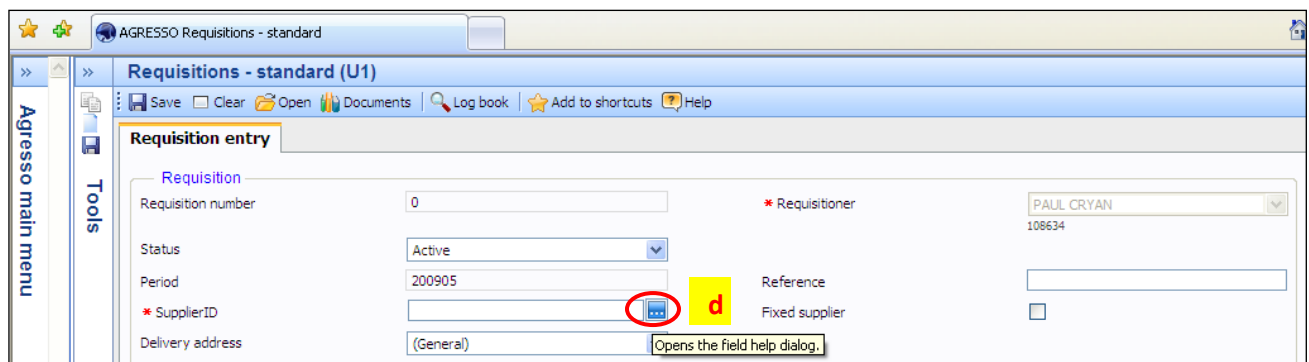
- g) Click on 'Close' or 'x' button to exit screen

5. Supplier Search - View Full Supplier Address

- Click on Procurement
- Click on Requisitioning folder
- Click on Requisitions - standard



- Click on browse button beside SupplierID





Agresso 55 SP3 Enhancements


e) Enter Name of Supplier plus * in Search criteria to search for supplier e.g. LONZA*

In the example below LONZA have three different Supplier ID's; if you place the mouse over the address field it will give you the full supplier address

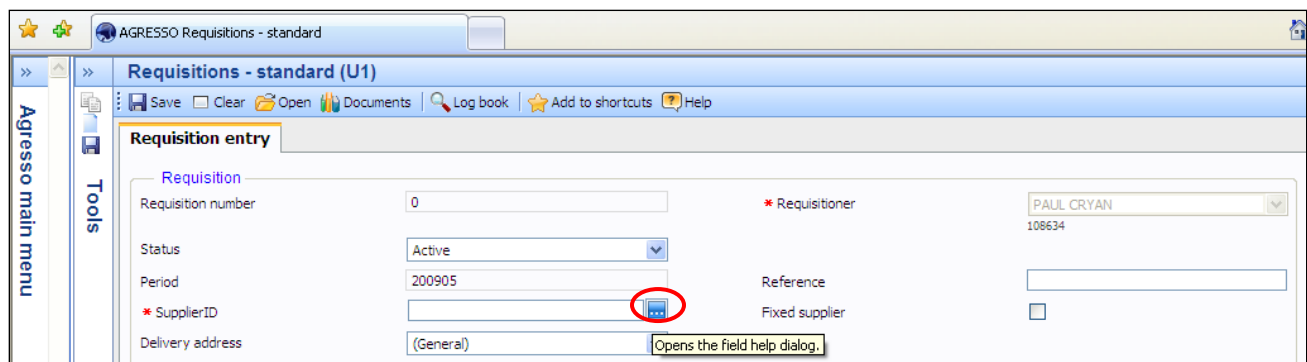
SuppID	Name	Address	PostalNo	Place	Code	Province	Telephone	Telefax	Telex	Mobile	Pager	Home	Assistant	To	Address type (T)	S
108282	LONZA SALES AG BASEL	MUECHENSTEINERSTRASSE 38 ...			CH		0041 61 3168111	0041 613169111							General	N
108780	LONZA COLOGNE AG (AMAXA)	NATTERMANN			DE		49 221 99199 0	00 49 221 99199 111							General	N
213891	LONZA SALES AG	1 ASHVILLE WA			CH-4002	BASEL	44 118 979 5234	00 44 118 979 5231							General	N

6. Supplier Search - Closed Suppliers not appearing in Supplier list

- Click on Procurement
- Click on Requisitioning folder
- Click on Requisitions - standard



- Click on browse button beside SupplierID





Agresso 55 SP3 Enhancements

e) Click on the Search button

The screenshot shows a 'Field help' window with a search interface. It includes a 'Search criteria' input field, an 'Advanced' search option, and a 'Search' button which is circled in red. Below the search fields is a table header with columns: SuppID, Name, Address, PostalNo, Place, Code, Province, Telephone, Telefax, Telex, Mobile, Pager, Home, Assistant, To, Address type (T), and S. The table content is currently empty, with the message 'This table is currently empty' displayed. A 'Close' button is located at the bottom left of the window.

f) This will display a list of all Active suppliers (Previously in Agresso 5.5 SP2 the list included both Active and Closed suppliers)

The screenshot displays a table of active suppliers. The table has the following columns: SuppID, Name, Address, PostalNo, Place, Code, Province, Telephone, Telefax, Telex, and Mobile. The data is as follows:

SuppID	Name	Address	PostalNo	Place	Code	Province	Telephone	Telefax	Telex	Mobile
100006	A.C.M.	CARNA ...				IE	095 32251	095 32341		
100011	ADVANCE TYRE CO.	ADVANCE HOUSE ...				IE	562154			(01) 4502122 accounts
100037	ARCH FILLING STATION	SEAMUS QUIRKE ROAD ...				IE				
100038	ARDILAUN HOTEL	TAYLORS HILL ...				IE	091 519718/48	091 529135		
100045	VWR INTERNATIONAL LIMITED	Orion Business Campus, ...		Dublin 15		IE	01 8822222	01 8822333/8600227		
100048	ATLANTA HOTEL	DOMINICK STREET ...				IE	091 562241			
100054	AUSTOM LTD.	BALLYBANE ...				IE	091 757101/2	091 757103		
100055	AUTOLEC LTD	UNIT 22 ...				IE	757922			
100061	BORD SOLATHAIR LEICTREACHAIS	1st Floor, ...		Dublin		IE	741916 M COMER/061430422-JN.CREGAN	017026147		
100067	BALLINCAR HOUSE HOTEL	BALLINCAR ...				IE	071 45361			

At the bottom of the table, there is a pagination control: | < 1 2 3 4 5 6 7 8 9 10 > |. A 'Close' button is located at the bottom left of the window.