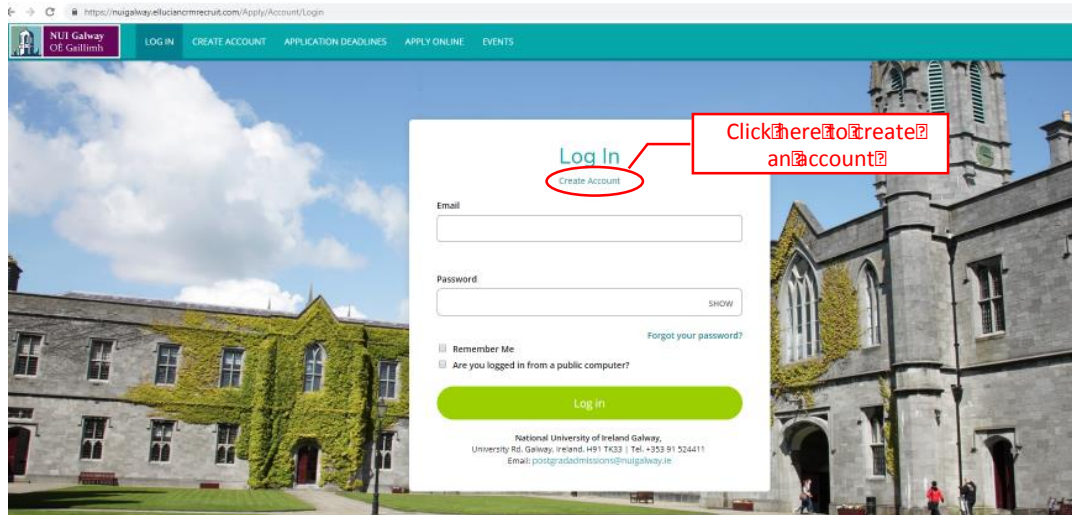
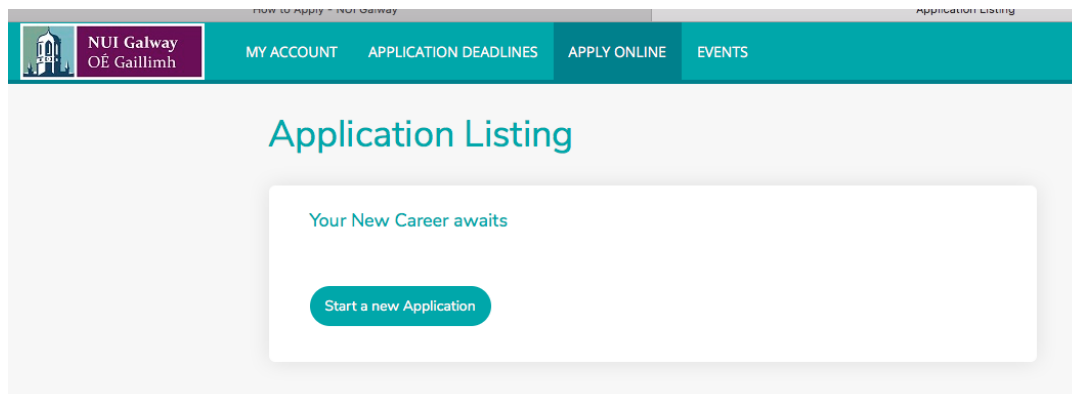


Follow this step-by-step guideline to apply for the Structured Masters (Cancer) Programme

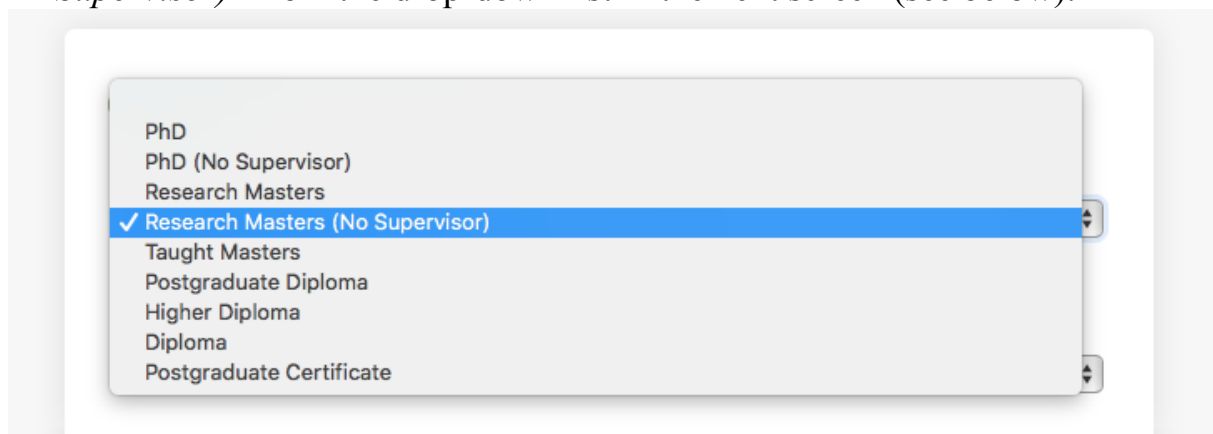
1. Create an account to log-in to the online admission system (see screen shot below). Click the link below to access the Ellucian Admission system:
<https://nuigalway.elluciancrmrecruit.com/Apply/Account/Login>



2. Once you have registered, in “My Account” click: *Create a New Application*. This will take you to the next screen:



3. Next, you need to select the programme. Do do it, chose “*Research MSc (No Supervisor)*” from the drop-down list in the next screen (see below):



4. 4. Then choose *Biochemistry* from the next list:

Continue with the following:

Academic Level *
Research Masters (No Supervisor)

Academic Interest Type *
Search programmes under Interest Type [here](#)

- ✓ Agriculture
- Biochemistry
- Chemistry
- Experimental Physics
- Food
- Natural Sciences
- Sustainability

5. And then *MCN - Structured Masters (Cancer Research)* in the final list:

Continue with the following:

Academic Level *
Research Masters (No Supervisor)

Academic Interest Type *
Search programmes under Interest Type [here](#)
Biochemistry

Academic Programme *
✓
MCN - Structured Masters (Cancer Research)

[Back](#) [Submit](#)

6. Fill in the required fields and submit a CV and a personal statement with your application.