

WestREN Diabetes Care Audit

Practice Name: Test Practice



WestREN



Developed In Collaboration with:



iPCRN.ie

Irish Primary Care Research
Network



Audit Overview

Summary

Number of Practices Audited:	10
Total Number of Type I & Type II Patients Submitted:	1325
Number of Valid Patients Included In Audit: (Patient who has been seen within the past 2 years)	1115
Number of Type 1 Patients:	182
Number of Type 2 Patients:	933

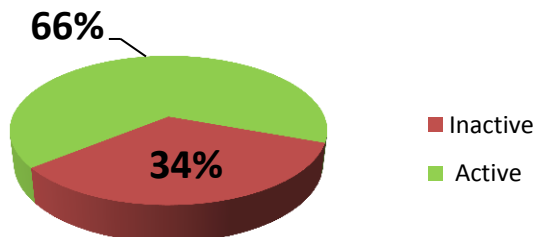
Summary of Your Practice: Test Practice

Number of Type I and Type II Patients Submitted:	125
Number of Patients Deemed Valid: (seen within the past 2 years)	83
Number of Type 1 Patients:	15
Number of Type 2 Patients:	68

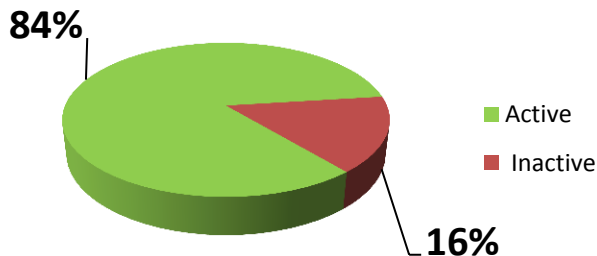
Practice Specific Demographics:

Test Practice

Active/Inactive

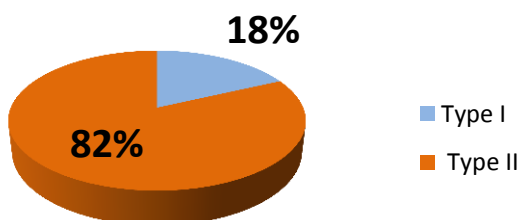


Active/Inactive - National

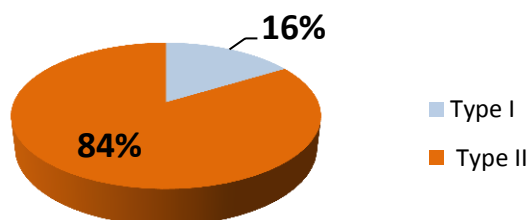


Test Practice

Type I Vs Type II

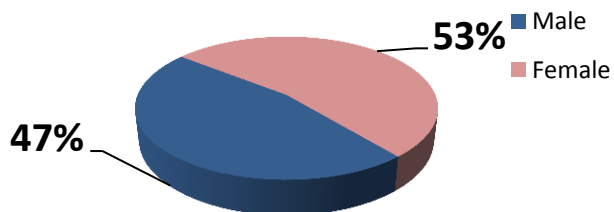


Type I Vs Type II - National

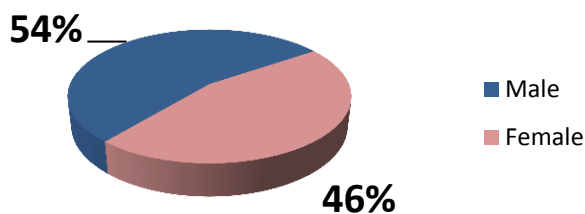


Test Practice

Type I Male Vs Female

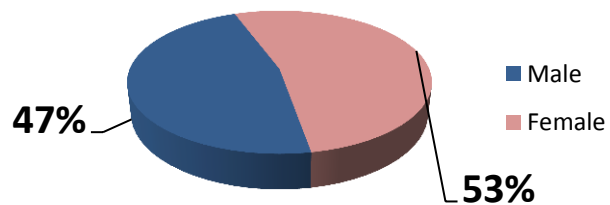


Type I Diabetes Male V Female National

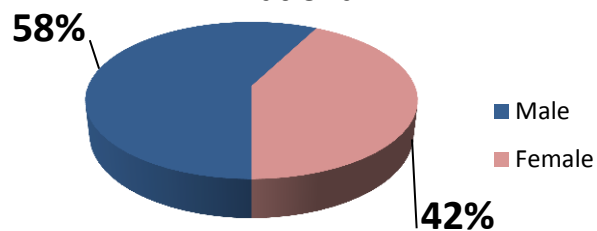


Test Practice

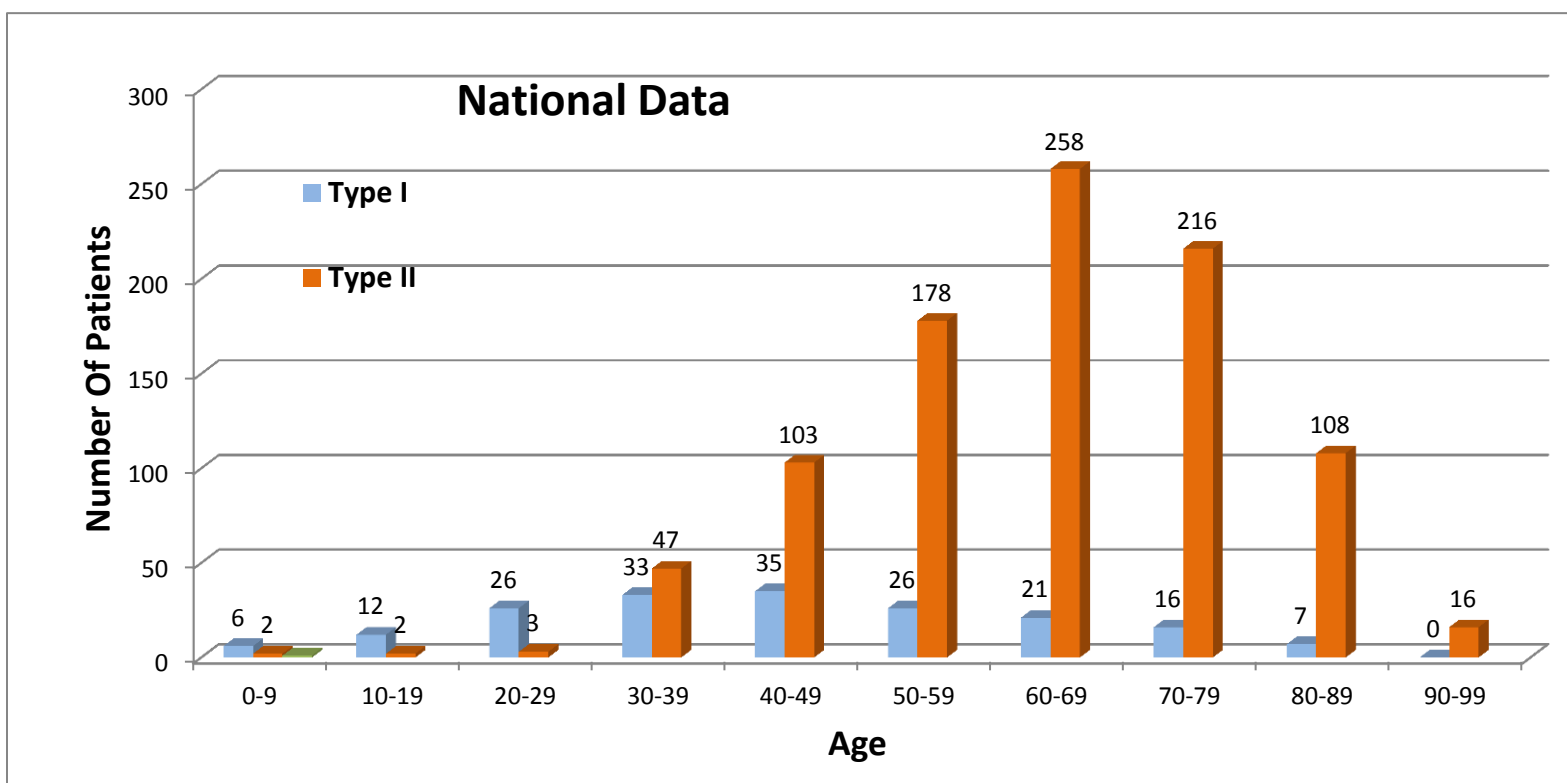
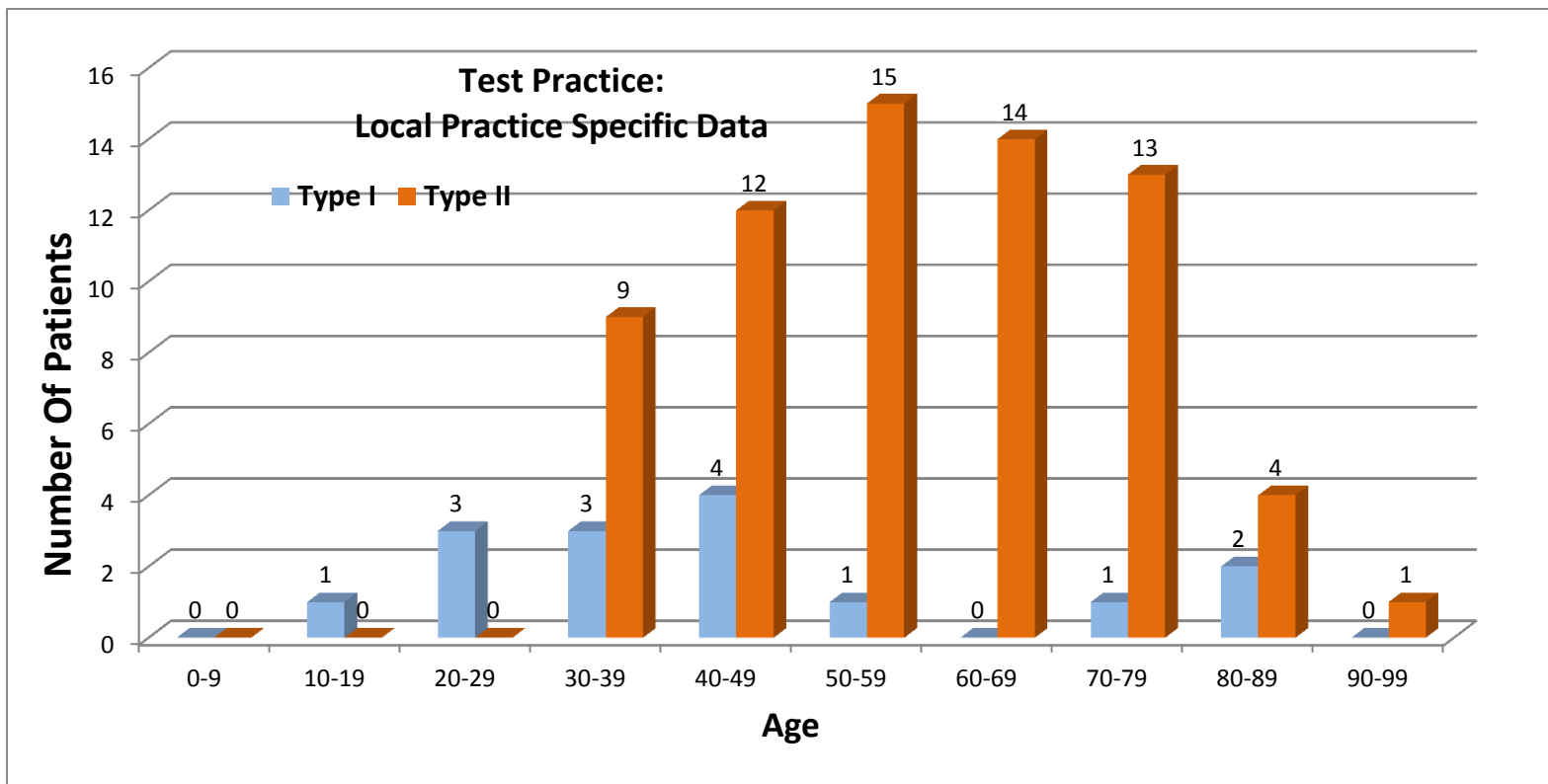
Type II Male Vs Female



Type II Diabetes Male V Female National



Age Distribution:

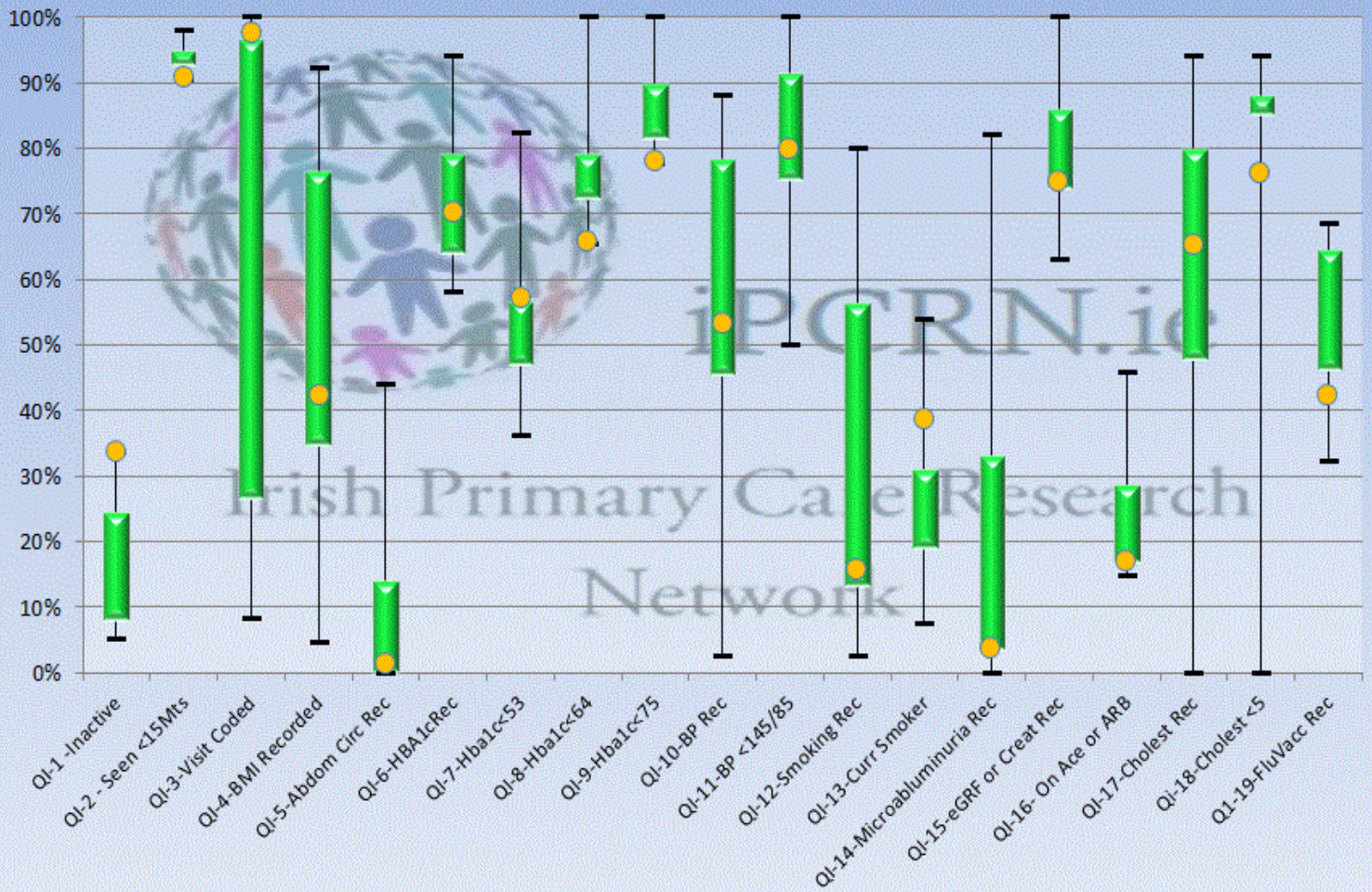


Quality Indicators for : Test Practice

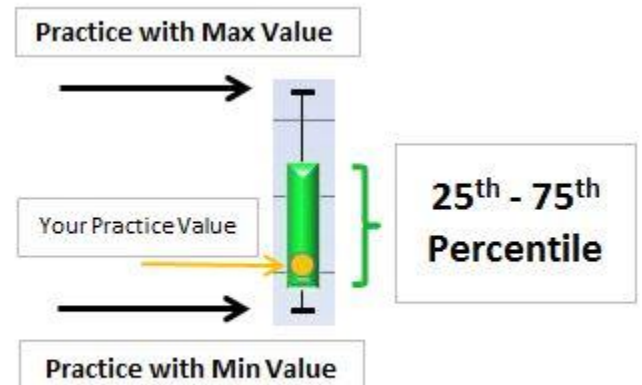
	<u>Quality Indicators</u>	<u>Mv Ave</u>	<u>National Ave</u>
QI-1	% Of Inactive Patients (patients not seen for over 2 years – excluded from audit)	34%	17%
QI-2	% Of Active Patients Seen in the past 15 Months	90%	94%
QI-3	% Of these Consultations where disease coding ICD-10 / ICPC2 were used	97%	65%
QI-4	% Of Active Patients With BMI recorded in 15 Months	42%	57%
QI-5	% Of Active Patients With Abdominal Circumference Recorded in the past 15 Months	1%	10%
QI-6	% Of Active Patients with a HBA1c recorded in the past 15 Months	70%	73%
QI-7	% of these patients where: HbA1c ≤53	57%	54%
QI-8	HbA1c ≤64	66%	76%
QI-9	HbA1c ≤75	78%	87%
QI-10	% Of Active Patients with Blood Pressure recorded in the past 15 Months	53%	54%
QI-11	% Of these Patients with a BP 145/85 or less	80%	82%
QI-12	% Of Active Patients where Smoking Status has been recorded in the past 15 months	16%	34%
QI-13	% of these with previous status as (current smoker)	38%	25%
QI-14	% Of Active Patients who have a test for Microalbuminuria recorded in the past 15 months	4%	24%
QI-15	% of Active Patients who have eGFR OR Serum Creatinine recorded in the previous 15 months	75%	81%
QI-16	% of Active Patients who are currently on an Ace or ARB	17%	25%
QI-17	% of Active Patients who have total cholesterol recorded in the past 15 months	65%	62%
QI-18	% of these where the previous value is less than 5	76%	78%
QI-19	% of Active Patients who have a record of receiving a flu vaccination in the previous Sept - March	42%	55%

Notes:

Diabetes Quality Indicator Report: Practice #3



Notes:





iPCRN.ie

Irish Primary Care Research Network



WestREN



NUI Galway
O'É Gaillimh



Certificate of Practice Based Evaluation

1hr Practice Meeting = 1 CPD (Internal CPD Credit)

This form should be completed and submitted online as part of each GP's ePortfolio. Visit: <http://pcs.icgp.ie/>

Present at Meeting:

Name: _____ Position: (Doctor, Nurse, Admin etc) _____

Topics Discussed & Follow Up of Previously Planned Quality Improvement Activities:

Planned Quality Improvement Activities

Practice Meeting Chaired by:

Date: ____/____/____

Meeting Length:

30 Mins: 0.5 CPD
60 Mins: 1 CPD