



NUI Galway

Web Brand Guide & Component Manual

V7.1 // 14th August 2017

Zara Sheerin, Online Marketing Officer.



Web Style Guide and Component Manual

1 Web Brand Guidelines

- 1.1 Web Strategy
- 1.2 Contacts
- 1.3 Brand Guidelines for the Web
- 1.4 Logo Usage
- 1.5 CMS (Content Management System)

2 Visual Identity

- 2.1 Web Colour Palette
- 2.2 Web Fonts
- 2.3 Call to Action Buttons
- 2.4 NUI Galway Homepage Hero Imagery

3 NUI Galway Web Component Manual

A comprehensive guide to all of the components in use on nuigalway.ie



Web Style Guide and Component Manual

1.1 Web Strategy

The NUI Galway website was redesigned in January 2015, making it responsive for mobile and incorporating a streamlined look and feel. The website is a key marketing tool and responsibility for the web strategy resides with the NUI Galway Web Governance Board.

As our target audience's reliance on digital content continues to increase and emphasis on online channels grow, NUI Galway's web presence must continue reflect this shift. In order to realise the vision for the University's Online Marketing Strategy, to future-proof efforts to-date and to enhance the experience of all stakeholders online, it is imperative that the Web Development Strategy and is adhered to. The brand guidelines for the web form an integral part of this strategy and they are laid out in this document.

The Web Development Programme 2014-16, brings a new level of consistency to all of the main public facing elements of the Website. The first phase of the project to review and refresh NUI Galway's website launched on 30 January 2015. The project involved staff from Schools and Colleges, Marketing and Communications and ISS. Our web presence is a critical part of our marketing and communications mix and contributes to our ability to recruit a diverse student community, including a significant number of international students.

Objectives - The primary objective for the project was to create a market leading website design that complements NUI Galway's international reputation as a world-class institution and that continues to be a key means for users to find and interact with information about the University. This was to be achieved by delivering:

- Renewed audience research, to see if our audience has changed and based upon these findings, make sure that our site meets the needs and requirements of our diverse range of audiences.
- Make the website compatible with mobile devices so there is an excellent user experience, regardless of the user's device.
- A refreshed design, making the most of current industry trends.
- A reviewed navigational approach across the website.
- Content strategy and best practice (strengthened following project commencement).

1.2 Contacts

Ownership for the NUI Galway website resides with the NUI Galway Web Governance Board. For any design, web strategy or marketing related queries please contact Zara Sheerin, Online Marketing Officer at zara.sheerin@nuigalway.ie. For any technical queries please contact Dorothy O'Regan, ISS on dorothy.oregan@nuigalway.ie. And for any queries regarding hosting please contact Pat Dempsey on pat.dempsey@nuigalway.ie.

1.3 Brand Guidelines for the Web

Branding - the NUI Galway Logo must reside on the left hand side of all University websites. Only official NUI Galway Institutes are permitted to incorporate the Universities dual branding strategy. Examples [here](#). All partner, centre and research project sites must contain the NUI Galway logo, no other logo is permissible. The only exception to this rule is in the context of large SFI funded Centre's. This will be dealt with on a case-by-case basis. Please contact Marketing & Communications for any queries online@nuigalway.ie.

Course Pages – it is University Policy that all key course information must be housed exclusively on a programme's official course page **only**. It is imperative that duplication is mitigated and repetition is avoided to ensure the user experience is as intuitive as possible. Cohesion is paramount to avoid a negative and confusing user experience.



Web Style Guide and Component Manual

1.4 CMS (Content Management System)

All NUI Galway websites must be build on terminal 4 – the University's chosen Content Management System, without exception. For queries contact Zara Sheerin zara.sheerin@nuigalway.ie

2.1 Web Colour Palette

PRIMARY COLOURS



Primary colours are used throughout the site design.

TEAL is used as the base colour, appearing in the navigation, text headers and links.
LIME GREEN is the primary action item colour, appearing as the Apply Now button.
TERRACOTTA is used in events notifications on the inner pages.
SKY BLUE is used on the News section of the homepage and on secondary buttons.
DARK BLUE is featured in the Utility Navigation and Footer.

ACCENT COLOURS



Accent colours are used sparingly on the website.

MULBERRY PURPLES are used on the feature roundal ribbons, on inner pages.
YELLOW is featured in the Desktop Utility Navigation, as the 'High Contrast Text' option.
LIGHT BLUE is used to indicate the Downloadable Content on inner pages.
LIGHT GREY is used on the homepage icons.
DARK GREY is featured in the body copy.
CHARCOAL GREY is featured in the footer, dropdown menus and mobile navigation.

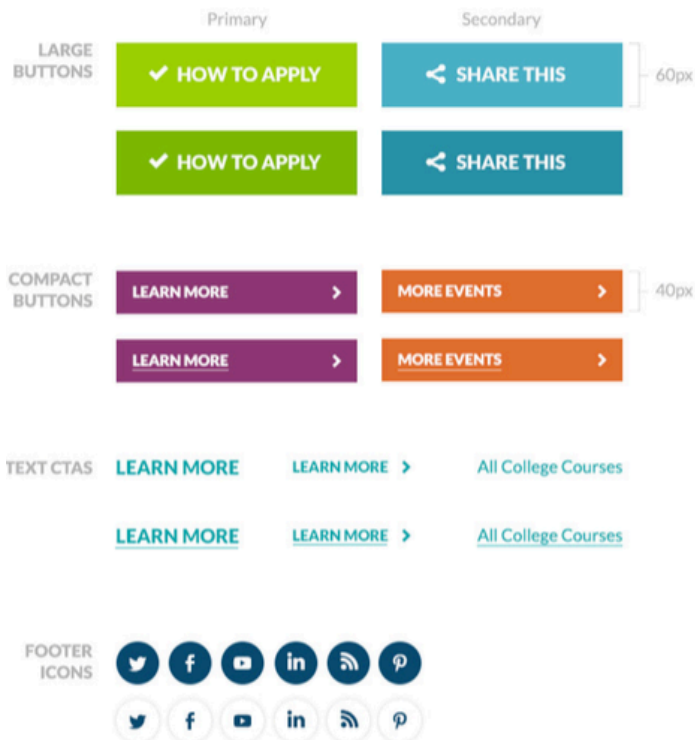
2.2 Web Fonts

DESKTOP & TABLET	MOBILE
<p>H1 LOREM IPSUM DOLOR SIT Lato Black 32px / 32px Text Transform: UPPERCASE</p> <p>H2 Lorem Ipsum Dolor Sit Lato Black 28px / 30px Text Transform: Capitalize</p> <p>H3 Lorem Ipsum Dolor Sit Lato Bold 18px / 26px Text Transform: Capitalize</p> <p>P Lorem ipsum dolor sit amet, consectetur adipiscing elit. Ut a ligula scelerisque, eleifend dui vitae, dapibus tortor. Vestibulum neque est nam pellentesque sagittis. Lato Regular 16px / 24px Text Transform: None</p> <p>CAPTIONS Lorem ipsum dolor sit amet, consectetur adipiscing elit. Lato Regular 14px / 22px Text Transform: None</p>	<p>H1 LOREM IPSUM DOLOR SIT Lato Black 28px / 28px Text Transform: UPPERCASE</p> <p>H2 Lorem Ipsum Dolor Sit Lato Black 26px / 28px Text Transform: Capitalize</p> <p>H3 Lorem Ipsum Dolor Sit Lato Bold 18px / 24px Text Transform: Capitalize</p> <p>P Lorem ipsum dolor sit amet, consectetur adipiscing elit. Ut a ligula scelerisque, eleifend dui vitae, dapibus tortor. Vestibulum neque est nam pellentesque sagittis. Lato Regular 16px / 22px Text Transform: None</p> <p>CAPTIONS Lorem ipsum dolor sit amet, consectetur adipiscing elit. Lato Regular 14px / 22px Text Transform: None</p>
<p>SPACING: 100px Margin Top/Bottom of major content containers</p> <p>50px Between of Major Content, within a single container</p>	<p>SPACING: 50px Margin Top/Bottom of major content containers</p> <p>40px Between of Major Content, within a single container</p>



Web Style Guide and Component Manual

2.3 Call to Action Buttons:



Large buttons are used to indicate priority actions, such as 'How to Apply' and 'Share', and include a small icon beside the text. These are typically found on either the right or left columns on Desktop, or within the sticky utility footer on Mobile and Tablet breakpoints. Buttons always use solid colours and are defined by CSS. No gradients, background graphics, rounded corners or strokes. Large Button hover states feature a quick CSS fade to a slightly darker colour.

Compact buttons are used as main CTAs on the bottom of promotional areas, such as News, Events and Features. Text is left-aligned, with the arrow on the right. The Compact button's hover state is a 1px white underline at 75% opacity.

Text CTAs typically appear in paragraph blocks and include a large, small and hyperlink styles. In most occurrences, they appear as text-only, although they may also include a small icon (a + plus symbol or an > arrow) when indicating a specific interaction. The hover state is simply a 1px underline.

Only featured inside the footer. Icons are from the SS Social Regular font and appear inside a small roundal. The hover state is a quick fade to a white background with a dark blue icon. (Note: the dropshadow pictured to the left is for demonstration only, and should not appear on the website.)

2.4 NUI Galway Homepage Hero Imagery:



Hero Imagery DOs

Do pick bright, colourful **photography** demonstrating the **students, staff or architecture** on campus. Focus should be on the foreground with a calm background and slightly washed-out feel to the imagery (e.g. soft contrast and light film grain).

Central focus must always be towards the top or right of the image, as the bottom left will be covered by a 560 x 215px text container. Images should always be professionally photographed, with bright colours that compliment the website palette.

INCORRECT IMAGERY CHOICES



Do not apply any colour fades, textures or image overlays.



Do not use overly complex patterns or include logos in the imagery.



Do not include imagery with text, vector illustrations, clip art or flat, bold colours.



Do not include images that are cut off or abstract stock photography.

Hero Imagery DON'Ts

Don't pick any images that contain: **colour fades, gradient overlays, text, vector illustrations, textures, image transparencies, logos/badges or abstract stock photography**. This results in a messy, confusing composition that distracts away from the text area and sets a negative tone for the rest of the website. Because of the visual prominence on the homepage, it is very important to ensure the hero image is of the highest quality.

Summary

The homepage hero image is the first impression the University makes on the audience, we should ensure the imagery demonstrates our key values: **quality education, gravitas, our history, our students and staff**. With the launch of the new website, NUI Galway's online presence makes a fresh start with a modern, clean responsive design that emphasizes the photography. We need to ensure our imagery choices support the overall website art direction.



Web Style Guide and Component Manual

3.1 NUI Galway Web Component Manual

Client: NUI Galway	Campaign name: NUI Galway Website Redesign	Job number: I35137
Version: 5.0 – New CÚRAM components, removed redundant NUIG components.	Document prepared by: Justin Van Dyke, Norbert Laposa, Hugo Dvorak	Date: 10/11/2015

This document will describe and detail all components designed and developed for the NUI Galway responsive website redesign by RMG, as a comprehensive visual reference for all future contributors to the NUI Galway website.

Table of Contents

- Page 2 ... Homepage Hero Carousel
- Page 3 ... Homepage Parallax Scrolling
- Page 4 ... Homepage 4 Icons Menu
- Page 5 ... Homepage News Summary
- Page 6 ... Full Screen Rich Centred Text Block
- Page 7 ... College Page Hero Image
- Page 8 ... College Page 3 Hero Buttons
- Page 9 ... College Page School Menus
- Page 11 ... College & School Navigation Blocks
- Page 12 ... College & School Navigation Links
- Page 13 ... College News, Events and Features
- Page 14 ... Expanding Image Panels
- Page 15 ... Interactive Video Gallery
- Page 16 ... College Page Discipline Menu
- Page 17 ... Wide Landing Page Hero Carousel
- Page 18 ... School Discipline Menu
- Page 19 ... Wide Landing Page Stacked Features
- Page 20 ... Wide Landing Page Additional Features
- Page 21 ... Large Video
- Page 22 ... 3 Roundel Promos
- Page 23 ... Image Roundel with Description
- Page 24 ... Past Student Testimonials
- Page 25 ... Left Navigation
- Page 26 ... 3 Column Link Lists
- Page 27 ... Gateway Lead Promo
- Page 28 ... Explore Our Campus
- Page 29 ... Upcoming Events Feature
- Page 30 ... Related Courses Feature
- Page 31 ... Standard Media Gallery
- Page 32 ... Downloads Carousel
- Page 33 ... Searchable Listing
- Page 34 ... Large Hero News Item
- Page 35 ... 3 Small Hero News Items
- Page 36 ... News Archive Summary
- Page 37 ... Contact Information Feature
- Page 38 ... In the Media Feature
- Page 39 ... Primary CTA Buttons
- Page 40 ... News Article Template
- Page 41 ... Contact Form
- Page 42 ... Events Listing
- Page 43 ... Events Calendar
- Page 44 ... News Archive Listing
- Page 45 ... Jobs Listing
- Page 46 ... Key Facts Roundels (Standard)
- Page 47 ... Key Facts Roundels (Widescreen)
- Page 48 ... Standard Table
- Page 49 ... Standard Video Gallery
- Page 50 ... Entry Points
- Page 51 ... Widescreen Tabbed Content
- Page 52 ... Promo Box Large
- Page 53 ... 2 Promo Image Boxes
- Page 54 ... 3 Promo Image Boxes
- Page 55 ... Content Blocks with Images
- Page 56 ... Content Blocks without Images
- Page 57 ... Facebook Stream
- Page 58 ... Wide Promo Images 2 Columns
- Page 59 ... Wide Promo Images 3 Columns
- Page 60 ... 2 Column Text
- Page 61 ... 3 Column Text
- Page 62 ... Staff Images
- Page 63 ... Courses Page Features
- Page 64 ... CÚRAM Homepage Hero
- Page 65 ... CÚRAM Homepage Partner Logos
- Page 66 ... CÚRAM Homepage News & Features
- Page 67 ... CÚRAM Homepage Videos
- Page 68 ... CÚRAM Homepage Upcoming Events
- Page 69 ... CÚRAM Team Profile Page



1. Homepage Hero Carousel

Main Features and Targeted Use:

A widescreen carousel component with lives solely on the NUI Galway homepage. Includes a background image, title, description, text link and carousel controls (arrows and dots).

Component Specifications:

- Image: JPG, 1600x680px
- Title: Min Chars – 20, Max Chars – 32
- Description: Plain Text, Min Chars – 100, Max Chars: 130

Restrictions:

Only featured on the Homepage.

Additional Recommendations:

Photography Art Direction: A strong, high-quality image here is essential, given the placement on the homepage. Bright, colourful image demonstrating the students, staff or the architecture on campus. Central focus should always be towards the top or right of the image, as the bottom left will be covered by a text container. Images should always be professionally photographed, with bright colours that compliment the website palette. There should be no additional gradient/colour overlays or textures applied to the image.

T4 Reference Path:

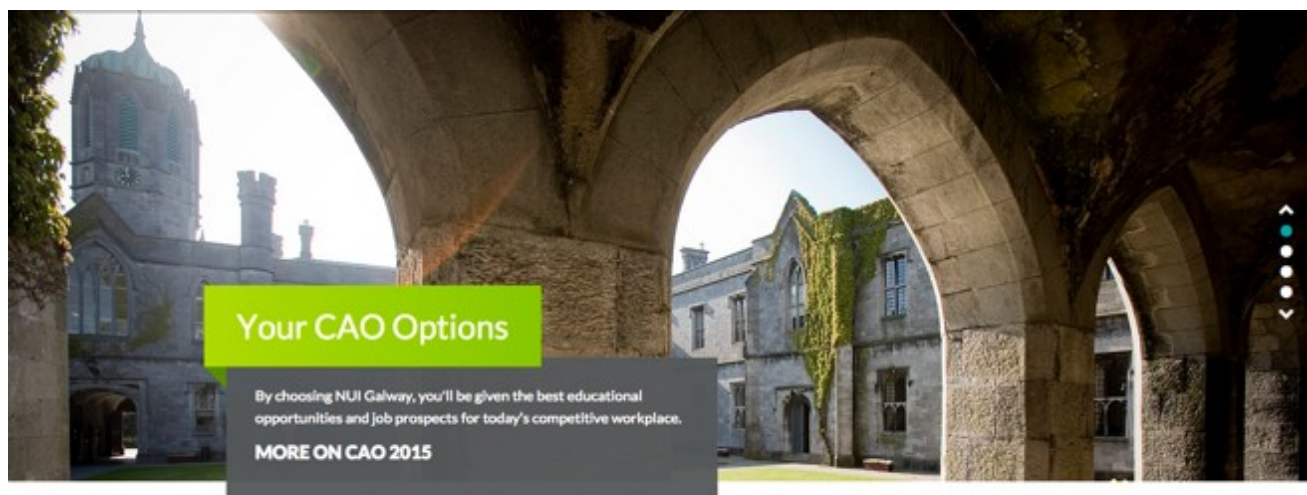
Content Type: RMG (Group) » Homepage Hero Image Auto Carousel

Example Use: Root » NUI Galway » [Hero Image Auto Carousel]

T4 Implementation Notes:

1. Add a *RMG (Group) » 'Hero Hero Image Auto Carousel'* content type to the section
2. Create a sub-section called 'Homepage Hero Images' (must be the exact name)
3. In this subsection, add 1 or more content items of type *RMG (Group) » Homepage Hero Image*

Image Reference:





Web Style Guide and Component Manual

2. Homepage Parallax Sliding

Main Features and Targeted Use:

A widescreen parallax component that lives solely on the NUI Galway homepage. Includes a large, full-screen main image above a white content block, which includes a smaller image, an H1 headline and short description.

Component Specifications:

- Image Main: JPG, 1600x1069px
- Image Main Mobile: JPG, 767x400px
- Image Small: JPG, 480x290px
- Title: Min Chars – 10, Max Chars – 25
- Description: Rich Text, Min Chars – 230, Max Chars: 330

Restrictions:

Only featured on the Homepage.

Additional Recommendations:

Photography Art Direction: A strong, landscape composition that compliments the parallax sliding functionality. Bright, colourful image demonstrating the students, staff or the architecture on campus. Central focus should remain in the centre of the image. Images should always be professionally photographed, with bright colours that compliment the website palette. There should be no additional gradient/colour overlays or textures applied to the image.

T4 Reference Path:

Content Type: RMG (Group) » Homepage Parallax Sliding

Example: Root » NUI Galway » [Image Gallery: overlap]

T4 Implementation Notes:

Add content type and edit. Please note it's limited to two items and each item needs 3 images.

Image Reference:



LEADING RESEARCH IN IRELAND

Our researchers take on some of the most pressing challenges of the 21st century. We serve and anticipate economic, societal and cultural needs. Read more.



Web Style Guide and Component Manual

3. Homepage 4 Icons Menu

Main Features and Targeted Use:

Custom icons designed specifically for the homepage to provide additional navigation to website content. Appears in grey, with a green hover-state, above a short line of text.

Component Specifications:

- Image: PNG, minimum 250x237, preferred 500x474px (for retina displays)
- Title: Min Chars – 25, Max Chars 40

Restrictions:

Only featured on the Homepage, always features 4 icons.

Additional Recommendations:

Art Direction: These will be designed by RMG.

T4 Reference Path:

Content Type: RMG (Group) » Homepage 4 Icons Menu

Example: Root » NUI Galway » [Image Gallery: plain (4 icons)]

T4 Implementation Notes:

And content type and continue to edit. Limited to 4 images.

Image Reference:



Join The Global
Alumni Network



Visit Us on Open Day
April 25th



Prospective
International Students



PhDs & Research
Programmes



Web Style Guide and Component Manual

4. Homepage News Summary

Main Features and Targeted Use:

A widescreen carousel component highlighting the 3 latest NUI Galway news items, including date published, title and short description.

Component Specifications:

- Title: Max Chars – 55
- Description: Max Chars - 90

Restrictions:

Only featured on the Homepage.

Additional Recommendations:

None required, this is automatically generated per development build.

T4 Reference Path:

Content Type: RMG (Group) » Homepage News Summary

Example: Root » NUI Galway » [Latest News]

T4 Implementation Notes:

Can be added to any section, but there is nothing to edit.

Image Reference:





5. Full-screen Centred Rich Text Block

Main Features and Targeted Use:

A widescreen component, that lives on the homepage, college, school and top-level level landing pages. Includes an H1 title and description.

Component Specifications:

- Title: Min Chars – 20, Max Chars – 32
- Description: Rich text, Max Chars: N/A

Restrictions:

Text description should never include imbedded imagery or videos. Only the school pages may include a school icon directly above the H1 title.

Additional Recommendations:

While the Headers work best with a shorter string of copy, the paragraph description below is most successful with more copy - about 5-6 sentences. This creates a good balance between the stronger header and lighter description styles.

T4 Reference Path:

Content Type: NUI Galway (Group) » Full-screen Centered Rich Text Block

Example: Root » NUI Galway » [Paragraph]

T4 Implementation Notes:

Add to section and continue to edit.

Image Reference:

NATIONAL UNIVERSITY OF IRELAND GALWAY

NUI Galway ranks among the top 2% of Universities in the world. Our prestigious history spans almost two centuries. Our spectacular location boasts the unique landscape and culture of the west of Ireland. Our global network connects us to partners around the world. Our researchers are shaping the future. Our students are shaping their own.



Web Style Guide and Component Manual

6. College Page Hero Image

Main Features and Targeted Use:

A widescreen hero image component, that lives solely on the College pages. Includes a background image and text block featuring white text on a teal gradient container.

Component Specifications:

- Image: JPG, 1600x550px
- Title: Min Chars – 15, Max Chars – 55

Restrictions:

Only featured on the College Page.

Additional Recommendations:

Photography Art Direction: Bright, colourful image that clearly represents the key values and/or focus of the College. Central focus should always be to the right of the image, as a text container will cover the left. Images should always be professionally photographed, with bright colours that compliment the website palette. There should be no additional gradient/colour overlays or textures applied to the image.

T4 Reference Path:

Content Type: RMG (Group) » College Page Hero Image

Example: Root » NUI Galway » Colleges & schools » College of Arts, Social Sciences & Celtic Studies » [College of Arts, Social Sciences and Celtic Studies]

T4 Implementation Notes:

Add content type to section and continue to edit. Only one image upload is required.

Image Reference:





7. College Page 3 Hero Buttons

Main Features and Targeted Use:

A widescreen button component specifically designed for the College page, directly under the hero image, to facilitate priority placement for each college's top 3 CTAs. The first 'How to Apply' button always uses the Primary CTA bright green style, while others appear in the secondary CTA blue style.

Component Specifications:

- Button Text: Max Chars – 15
- Icons Automatically generated by development build.

Restrictions:

Only featured on the College Page.

Additional Recommendations:

Try to be as concise as possible with button titles.

T4 Reference Path:

Content Type: All staff (Group) » NUIG code only

Example: Root » NUI Galway » Colleges & schools » College of Arts, Social Sciences & Celtic Studies » [buttons]

T4 Implementation Notes:

Add 'NUIG code only' content type to section, edit and insert the following code:

```
<div class="pageButtons">
  <div class="pageButtonsWrapper">
    <ul>
      <li><a href="/courses/how-to-apply/" class="howToApply"><span>How to Apply</span></a></li>
      <li><a href="/courses/" class="findCourse"><span>Find a Course</span></a></li>
      <li><a href="http://www.nuigalway.ie/arts2014/" class="researchInfo"><span>BA Joint-
Honours</span></a></li>
    </ul>
  </div>
</div>
```

Image Reference:





Web Style Guide and Component Manual

8. College Page School Menus

Main Features and Targeted Use:

An interactive widescreen component created specifically for the College Pages to navigate to their respective school pages. This component features icons and titles for each School within a College, with a light grey underline and an animated hover-state that fills the menu block with a green colour and reverse value icon and text.

Component Specifications:

- Title: Min Chars – 13, Max Chars – 60
- Icons Designed Specifically for Each School
- Rows can be set to either 3 wide or 2 wide to facilitate odd/even numbers of schools.
- Ensure first letter of all major words are capitalised.

Restrictions:

Only featured on the College Page.

Additional Recommendations:

New icons will need to be designed if/when new schools are created within a College.

T4 Reference Path:

Content Type: *All staff (Group) » NUIG code only*

Example: Root » NUI Galway » *Colleges & schools* » *College of Arts, Social Sciences & Celtic Studies* » *[buttons]*

T4 Implementation Notes:

Add 'NUIG code only' content type to section, edit and insert the following code:

```
<div id="collegeIconNavigation">
  <div id="collegeIconNavigationWrapper">
    <ul>
      <li class="item">
        <a class="school_icon political_science_sociology" href="http://www.nuigalway.ie/soc/"><span>School of Political Science
and Sociology</span></a>
      </li>

      <li class="item">
        <a class="school_icon psychology" href="http://www.nuigalway.ie/psychology/"><span>School of Psychology</span></a>
      </li>

      <li class="item">
        <a class="school_icon education" href="http://www.nuigalway.ie/arts/education/"><span>School of Education</span></a>
      </li>

      <li class="item">
        <a class="school_icon archaeology_geology" href="http://www.nuigalway.ie/geography_archaeology/"><span>School of
Geography and Archaeology</span></a>
      </li>

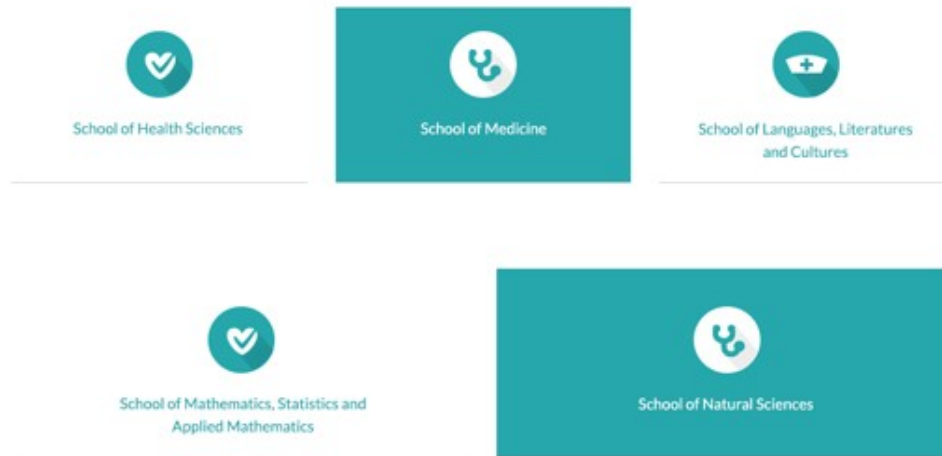
      <li class="item">
        <a class="school_icon humanities" href="http://www.nuigalway.ie/arts/humanities/"><span>School of Humanities</span></a>
      </li>

      <li class="item">
        <a class="school_icon languages_literatures_cultures"
href="http://www.nuigalway.ie/languages_literatures_cultures/"><span>School of Languages, Literatures and Cultures</span></a>
      </li>
    </ul>
  </div>
```




Web Style Guide and Component Manual

Image Reference:





Web Style Guide and Component Manual

9. College & School Navigation Blocks

Main Features and Targeted Use:

An interactive widescreen component created specifically for the College & School Pages. This component features the navigation typically contained in the left-navigation on other pages. Component design features Navigation text, background fill and a small, green and white icon to the right with a hover state. This was designed to give a strong visual impact to Colleges and Schools with a lower number of navigation items.

Component Specifications:

- Title: Max Chars – 40
- Ensure first letter of all major words are capitalised.

Restrictions:

Only featured on the College Page. Recommend using when there is 8 or less navigation items on a college Page.

Additional Recommendations:

Take extra care to ensure capitalisation rules are followed in Navigation.

T4 Reference Path:

Content Type: All staff (Group) » NUIG code only

Example: Root » NUI Galway » Colleges & schools » College of Arts, Social Sciences & Celtic Studies » [subnavigation]

T4 Implementation Notes:

Add 'NUIG code only' content type to section, edit and insert the following code:

```
<div id="collegePageButtonNavigation">
  <div id="collegePageButtonNavigationWrapper" class="mobileCollapsibleNavigation">
    <h3><a class="nav_root" href="#" data-original-text="College Sections"><span>College Sections</span></a></h3>
    <t4 type='navigation' id='207' />
  </div>
</div>
```

Image Reference:





10. College & School Navigation Links

Main Features and Targeted Use:

A widescreen component created specifically for the College & School Pages. This component features the navigation typically contained in the left-navigation on other pages. Component design simply features all navigation links in 3 column bullet-point lists, and is to be used when Colleges and Schools have a large amount of navigation items.

Component Specifications:

- Title: Max Chars – 40
- Ensure first letter of all major words are capitalised.

Restrictions:

Only featured on the College & School Pages. Recommend using when there is 9 or more navigation items.

Additional Recommendations:

Take extra care to ensure capitalisation rules are followed in Navigation.

T4 Reference Path:

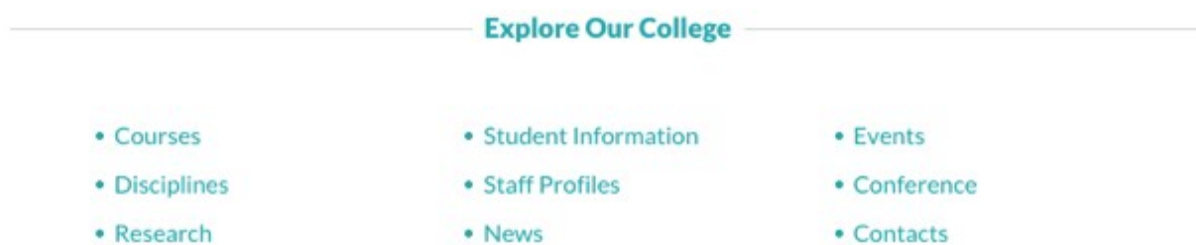
Content Type: RMG (Group) » School Navigation

Example: Root » NUI Galway » Colleges & schools » College of Arts, Social Sciences & Celtic Studies » School of Psychology » [School of Psychology]

T4 Implementation Notes:

Add content type to page and continue to edit. This content type also includes the intro paragraph above.

Image Reference:





Web Style Guide and Component Manual

11. College News, Events and Features

Main Features and Targeted Use:

A widescreen component created for the College page to list the 3 most recent News, Events and Features. News and Events should populate automatically based on the most recent content, while Features can be curated by the content management team. News features are highlighted in Blue, Events in Orange and Features in Purple.

Component Specifications:

- News & Events content automatically generated and formatted.
- Features Title: Max Chars – 25
- Features Description: Max Chars – 50
- Features Thumbnail Image: 112x112px, JPG

Restrictions:

Only featured on the College Page.

T4 Reference Path:

Content Type: All staff (Group) » NUIG code only

Example: Root » NUI Galway » Colleges & schools » College of Medicine, Nursing & Health Sciences » [News Events & Features]

T4 Implementation Notes:

This is not ready to be used – TODO.

Image Reference:





12. Expanding Image Panels

Main Features and Targeted Use:

A widescreen component exclusively used on the College Page. This features high-resolution imagery behind a text block, with a hover-state that brightens the image and expands down to reveal more copy, creating the sense of interactive expanding panels. Images should be chosen carefully to suit the custom layout and formatted using the provided PSD template.

Component Specifications:

- Image: JPG, 1600x900px
- Title: Min Chars – 15, Max Chars – 25
- Description: Plain Text, Min Chars – 600, Max Chars – 730, Broken in 3 paragraphs

Restrictions:

Only featured on the College Page. Contains a maximum of 3 image panels.

Additional Recommendations:

Photography Art Direction: Colourful image demonstrating the college dean, students at work or university architecture. Calm, Central focus should always be to the right of the image, as the left will be covered by a text container. Images should always be professionally photographed, with bright colours that compliment the website palette. There should be no additional gradient/colour overlays, text or textures applied to the image.

T4 Reference Path:

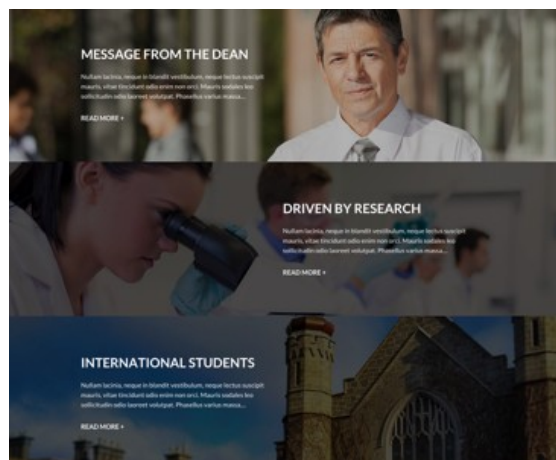
Content Type: RMG (Group) » Expanding Image Panels

Example: Root » NUI Galway » Colleges & schools » College of Arts, Social Sciences & Celtic Studies » [Expanding Image Panels]

T4 Implementation Notes:

Add content type to section and also create subsection 'gallery_background'. Within newly created subsection add as many items content type 'Expanding Image Panels Item' as necessary.

Image Reference:





13. Interactive Video Gallery

Main Features and Targeted Use:

A widescreen component exclusively used on the College Page. This features 3 high resolution image panels, when hovered over, expands wider to reveal a video player with header and description text over a darkened background to ensure legibility.

Component Specifications:

- Image: JPG, ratio 3:2, recommended dimension 1200x800px
- Above Title: Min Chars – 10, Max Chars – 60
- Main Title: Min Chars – 10, Max Chars - 20
- Subtitle: Min Chars – 10, Max Chars - 30

Restrictions:

Only featured on the College Page. Contains a maximum of 3 videos.

Additional Recommendations:

Photography Art Direction: Colourful image featuring portraits of the college personnel, researchers or students positioned in the centre of the image. A strong, singular focus on the foreground with a slightly blurry background. Photography should be very high quality with rich colours and great lighting. Imagery should not be busy, as a white text overlay will cover the image on hover.

T4 Reference Path:

Content Type: RMG (Group) » Interactive Video Gallery

Example: Root » NUI Galway » Colleges & schools » College of Medicine, Nursing & Health Sciences » [Interactive Video Gallery]

T4 Implementation Notes:

Add content type to section and continue editing. Each video is a reference to YouTube ID, i.e. UU7wYe0gxTg

Image Reference:





Web Style Guide and Component Manual

14. College Page Discipline Menu

Main Features and Targeted Use:

A widescreen component designed for the College of Engineering Page, this displays the College's disciplines on the right, below the title and icon. A rectangular image appears on the left, with a short string of text above.

Component Specifications:

- Image: JPG, 460x305px
- Image Text: Min Chars – 20, Max Chars - 35
- Title: Min Chars – 30, Max Chars – 50
- Navigation Text: Min Chars – 15, Max Chars – 40
- Icon designed by RMG team

Restrictions:

Only featured on the College Page. Contains a maximum of 3 videos.

Additional Recommendations:

Photography Art Direction: Clean, high quality image of a university building. Imagery should not be busy, as a white text overlay will cover the image on hover. Imagery should be slightly darker, to ensure the white text overlay is clearly legible, and colours compliment the website colour palette. Image should not have any textures or strokes applied – white border and shadow are applied with CSS.

T4 Reference Path:

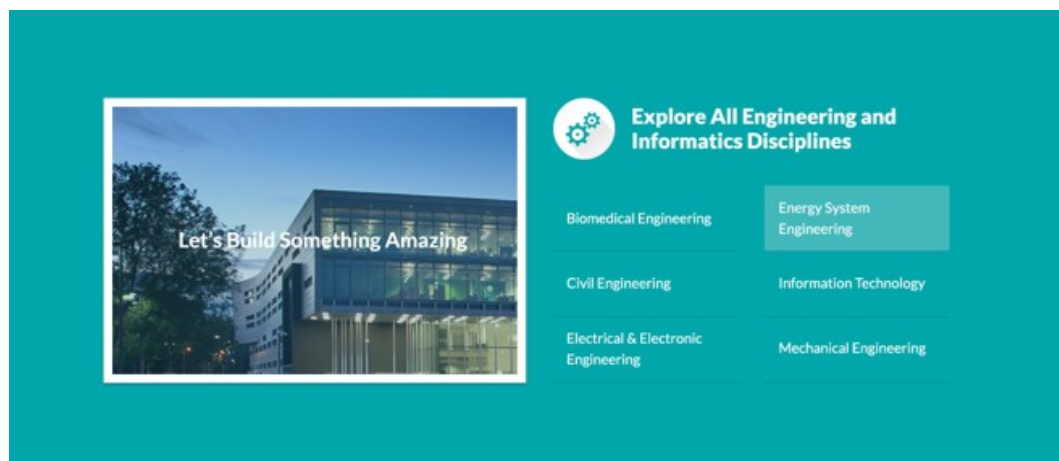
Content Type: RMG (Group) » College Page Discipline Menu

Example: Root » NUI Galway » Colleges & schools » College of Engineering and Informatics RMG » [Explore All Engineering and Informatics Disciplines]

T4 Implementation Notes:

Add content type to section and continue editing. Links are managed as Rich Text.

Image Reference:





15. Widescreen Landing Page Hero Carousel

Main Features and Targeted Use:

A widescreen hero image component that lives solely on the School and Top Level Landing pages. Includes a background image, title, description, carousel controls (dots and arrows) as well as a short content description in the green container above. A gradient overlay ensures legibility behind the text.

Component Specifications:

- Image: JPG, 1600x500px
- Title: Min Chars – 20, Max Chars – 55
- Description: Min Chars - 50, Max Chars - 120

Restrictions:

Only featured on the School and Top Level Landing Pages. Contains a maximum of 3 carousel slides.

Additional Recommendations:

Photography Art Direction: Colourful image featuring portraits of the college personnel, researchers or students. Photography should be very high quality with rich colours and great lighting. Imagery should not be overly busy, while focus should always be to the right of the image, as the left will be covered by a text container.

T4 Reference Path:

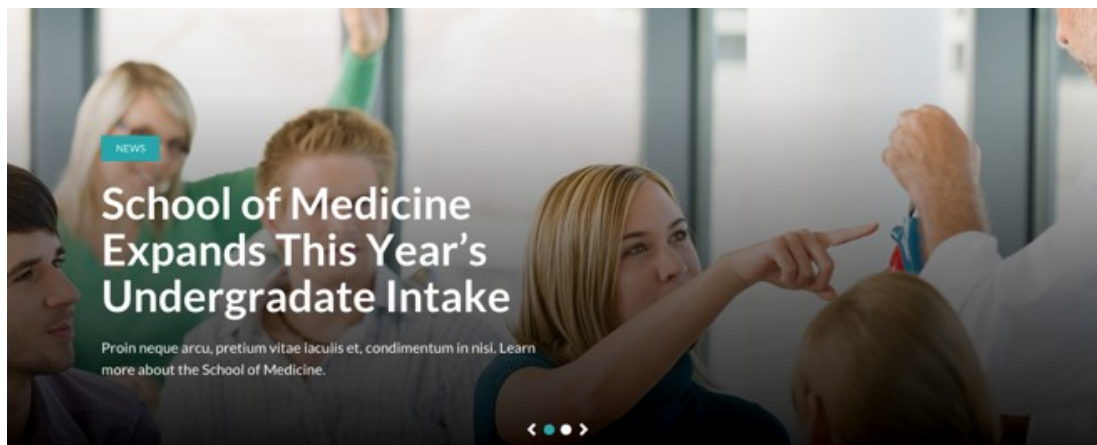
Content Type: RMG (Group) » Widescreen Landing Page Hero Carousel

Example: Root » NUI Galway » Colleges & schools » College of Medicine, Nursing & Health Sciences » School of Nursing & Midwifery» [Image Gallery: horizontal]

T4 Implementation Notes:

1. Add a 'Widescreen Landing Page Hero Carousel' content type to the section that should contain the component.
2. Create a sub-section called 'Widescreen Hero Images' (must be the exact name)
3. In this subsection, add 1 or more content items of type *RMG (Group) » 'Widescreen Hero Image'*.

Image Reference:





16. School Discipline Menu

Main Features and Targeted Use:

A widescreen menu component that School page pages, listing all disciplines in a 4-column layout. Teal background provides strong contrast for the white text with a lighter hoverstate. All text fields have been designed to facilitate all discipline titles throughout the website.

Restrictions:

Only featured on the School pages.

Additional Recommendations:

None required. All content/navigation driven by current site structure.

T4 Reference Path:

Content Type: RMG (Group) » School Disciplines Menu

Example: Root » NUI Galway » Colleges & schools » College of Medicine, Nursing & Health Sciences » School of Medicine » [All School of Medicine Disciplines]

T4 Implementation Notes:

Add content type to section. Create sub-section called "Disciplines" which will hold all your navigation items. Into the newly created section Disciplines add sub-section for each discipline (select "Make this a link section" during creating section). Duplicate navigation object 447 and repoint it to the newly created Disciplines section. Edit content School Disciplines Menu and change navigation ID to the newly created one, i.e. <t4 type="navigation" id="447" />

Image Reference:





17. Widescreen Landing Page Stacked Features

Main Features and Targeted Use:

A widescreen component that mixes 3 centred text blocks between 3 split-screen multi-coloured feature blocks. These features are designed for a big, rich impact on the viewer as a more interesting way to display features beside vivid imagery.

Component Specifications:

- Image size: 780x500px
- Centred Rich Title: Min Chars – 20, Max Chars – 50
- Centred Rich Description: Min Chars – 330, Max Chars: 450
- Colour Block Title: Min Chars - 10, Max Chars – 30
- Colour Block Description: Min Chars - 400, Max Chars - 525

Restrictions:

Only featured on the School and Top Level Landing Pages.

Additional Recommendations:

Photography Art Direction: Photography should be very high quality with rich colours and great lighting. Imagery should have plenty of energy and correspond to the copy beside it.

T4 Reference Path:

Content Type: RMG (Group) » Widescreen Landing Page Stacked Features and NUI Galway (group) » Content

Example: Root » NUI Galway » Top Level Pages » Landing Pages » Research » [Advancing Medicine Through Discovery] and [White Space: Research Themes]

T4 Implementation Notes:

The stack is built from two content types “Widescreen Landing Page Stacked Features” and “Content”.

Image Reference to Right





18. Widescreen Landing Page Additional Features

Main Features and Targeted Use:

A widescreen component with 6 feature blocks in a two-column layout - 2 large features on the left with 4 smaller features stacked on the right. Each feature includes an image, title and description, while the 2 larger features also include 3 links listed below.

Component Specifications:

- Left Feature Image: JPG, 650x367px
- Left Feature Title: Min Chars – 10, Max Chars - 35
- Left Feature Description: Min Chars – 185, Max Chars – 250
- Left Feature Navigation Text: Min Chars – 15, Max Chars – 25
- Right Feature Image: JPG, 310x175px
- Right Feature Title: Min Chars – 10, Max Chars - 35
- Right Feature Description: Min Chars – 100, Max Chars – 120

Restrictions:

Only featured on the School and Top Level Landing Pages.

Additional Recommendations:

None required.

T4 Reference Path:

Content Type: RMG Group » Widescreen Landing Page Additional Features

Example: Root » NUI Galway » Colleges & Schools » RMG College » RMG School » Reference Components - Full Width Page » [Widescreen Landing Page Additional Features]

Image Reference:





Web Style Guide and Component Manual

19. Large Video

Main Features and Targeted Use:

A standard page component that typically lives on a generic landing page. Includes an embedded video player, title and description.

Component Specifications:

- Title: Min Chars – 25, Max Chars – 40
- Description: Min Chars – 100, Max Chars: 200

Restrictions:

Component does not appear on widescreen pages (college/school/top level landing pages).

Additional Recommendations:

Any videos chosen must be hosted on and linked from the NUI Galway YouTube channel.

T4 Reference Path:

Content Type: RMG Group » Large Video

Example: Root » NUI Galway » Colleges & Schools » RMG College » RMG School » Reference Components - Full Width Page » [Example Video].

T4 Implementation Notes:

Add content type to section and continue editing. Video is a reference to YouTube ID, i.e. UU7wYe0gxTg

Image Reference:





20. Three Roundel Promos

Main Features and Targeted Use:

A standard page component that typically lives on a generic landing page. Includes a square image (circular styles added in CSS) background with a short description in a purple ribbon.

Component Specifications:

- Image: JPG, 200x200px at minimum, 400x400px preferred (for retina displays)
- Description: Min Chars – 15, Max Chars – 25

Restrictions:

Component does not appear on widescreen pages (college/school/top level landing pages).
Component will always feature 3 items.

Additional Recommendations:

Images should be bright and colourful, with a central focus. Images should be square, with a 1:1 ratio and no additional textures/type or styles. CSS will render the image in a circular style.

T4 Reference Path:

Content Type: RMG (Group) » Three Roundel Promos

Example: Root » NUI Galway » Colleges & schools » RMG College » RMG School » Discipline Page Preview » [3x Circle Roundels].

T4 Implementation Notes:

Add content type to section and continue to edit.

Image Reference:





21. Image Roundel with Description

Main Features and Targeted Use:

A standard page image component that is designed to compliment a Rich Text Paragraph block.

Component Specifications:

- Image: JPG, 200x200px at minimum, 400x400px preferred (for retina displays)
- Description: Min Chars – 20, Max Chars – 45

Restrictions:

Component does not appear on widescreen pages (college/school/top level landing pages).

Additional Recommendations:

Images should be simple and colourful, with a central focus. Images should be square, with a 1:1 ratio and no additional textures/type or styles. CSS will render the image in a circular style.

T4 Reference Path:

Content Type: Can be used in any content type that allows HTML content.

Example: Root » NUI Galway » Colleges & schools » RMG College » RMG School » Discipline Page Preview » [Discipline Welcome Message].

T4 Implementation Notes:


1. In the HTML editor insert an image into the HTML text using the Insert Media Icon ().
2. When uploading or selecting the image from the Media Library make sure to fill in Description field. It will be displayed as a description under the image.
3. When the image has been added to the text flow, right-click on it and select Edit Media Properties.
4. In the dialog window set Class field to 'roundel' for right aligned image or 'round left' for left aligned image.
5. Publish the page and the in-page script will ensure the image is aligned properly and render in the circular style with the description.

Image Reference:



Fusce rhoncus, metus quis
fringilla pretium.



22. Past Student Testimonials

Main Features and Targeted Use:

A standard page testimonial component designed to hold multiple student testimonials, including image thumbnail, name, degree title, quote paragraph and LinkedIn 'connect with' link.

Component Specifications:

- Title: Min Chars – 15, Max Chars - 30
- Image: JPG, 130x130px
- Name: Min Chars – 15, Max Chars – 30
- Degree Title: Unrestricted
- Description: Min Chars – 200, Max Chars – 300

Restrictions:

Component does not appear on widescreen pages (college/school/top level landing pages).

Additional Recommendations:

Images should be simple and colourful, with a central focus. Images should square, with a 1:1 ratio and no additional textures/type or styles. CSS will render the image in a circular style.

T4 Reference Path:

Content Type: RMG (Group) » Testimonial

Example: Root » NUI Galway » Courses » Undergraduate Courses » Test RMG » [Siobhan]

T4 Implementation Notes:

Add content type to section and continue to edit. Each quote is a single component. Add as many components as required. The section heading is separate component as well.

Image Reference:

What Our Students Say



Siobhan Allaeddini | BACHELOR OF COMMERCE

“...I chose to study Commerce because essentially, it is the core of any career. Everything revolves around business and economics and I know that in studying this course I will be more than equipped to enter the working world, no matter what field I may end up in...”

[in](#) Connect with Siobhan



Cathal Breathnach | BACHELOR OF COMMERCE

“...I studied Commerce and specialised in Marketing. I really enjoyed it as the class was small and the lecturers got to know you individually, which I feel really aids your learning. I hope to work in advertising, and have recently received the Glaxo SmithKline Prize for Excellence in Marketing. Life at NUI Galway is amazing and I love every minute of it!”

[in](#) Connect with Cathal



Web Style Guide and Component Manual

23. Left Navigation

Main Features and Targeted Use:

A standard page component designed to contain the left-hand website navigation. Navigation placement within the navigation will be driven by the website structure.

Restrictions:

Component does not appear on widescreen pages (college/school/top level landing pages).

Additional Recommendations:

Would recommend keeping page titles as concise as possible for improved legibility within the left-hand navigation.

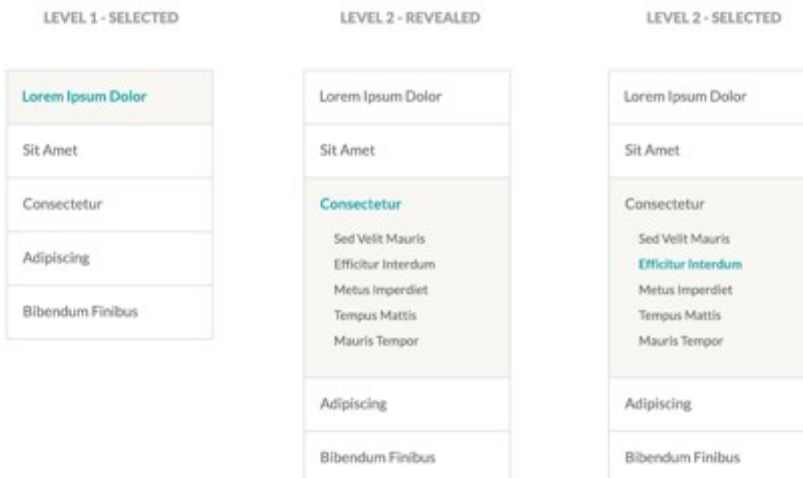
T4 Reference Path:

Not available as a content type.

T4 Implementation Notes:

Generated automatically by all page layouts. Can be hidden by using *fullWidth* CSS class (see Layout Appendix at the end of this document for more details).

Image Reference:





24. 3 Column Link Lists

Main Features and Targeted Use:

A standard page component designed to contain 3 columns of hyperlinks, listed as bullet points, with a 7-item maximum.

Component Specifications:

- Column Title: Max Chars - 20
- Hyperlinks: Max Chars - 25

Restrictions:

Component does not appear on widescreen pages (college/school/top level landing pages).

Additional Recommendations:

Hyperlinks are driven by existing content, and should be kept as concise as possible.

T4 Reference Path:

Content Type: RMG (Group) » 3 Column Link Lists

Example: Root » NUI Galway » Colleges & Schools » RMG College » RMG School » Gateway Page Preview » [3 Column Link Lists]

T4 Implementation Notes:

Add content type to section and continue to edit. Bulleted list (UL) is expected in the HTML fields of the component. However, nothing can prevent one from adding arbitrary content and thus using the component as generic 3-column layout.

Image Reference:

Info For Students

- Colleges and Schools
- Undergraduate Courses
- Postgraduate Courses
- Online Learning
- International Students
- Mature Students
- Study Abroad

Financial Aid

- Financial Aid Fund
- Your Finances
- Course Fees
- Understanding Fees
- Funding
- Support Services

Student Life

- Before Your Arrive
- Start Dates
- Accommodation
- About Galway
- What's On In Galway
- Why NUI Galway
- Clubs and Organisations



Web Style Guide and Component Manual

25. Gateway Lead Promo

Main Features and Targeted Use:

A standard page component including a hero image, short list of navigation items and CTA button.

Component Specifications:

- Navigation Links: Max Chars - 20
- CTA Label: Max Chars – 13
- Image: JPG, 510x380px 1020x760px

Restrictions:

Component does not appear on widescreen pages (college/school/top level landing pages).

Additional Recommendations:

Hyperlinks are driven by existing content, and should be kept as concise as possible. Image Art Direction: Simple, colourful composition including students, faculty or university architecture and high resolution.

T4 Reference Path:

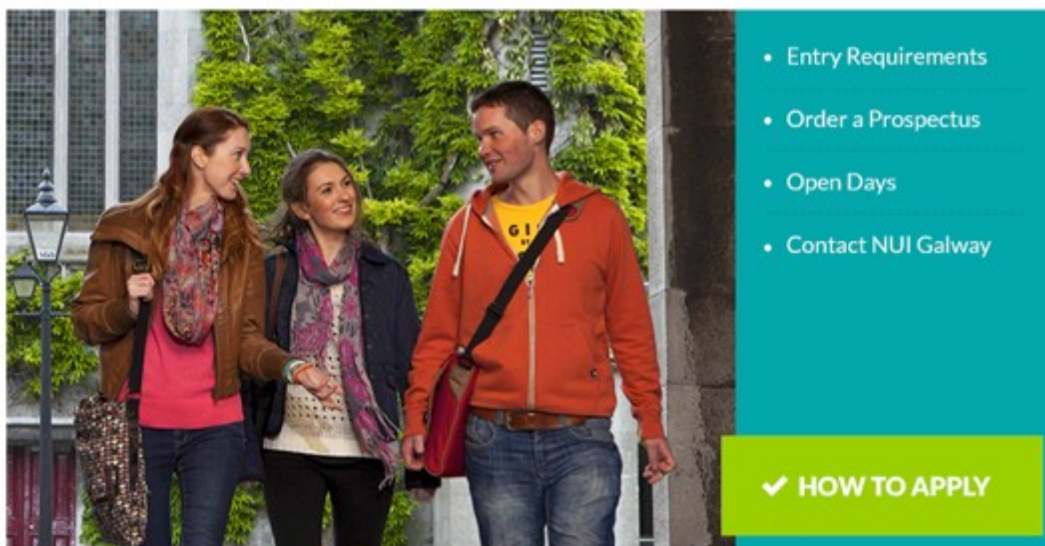
Content Type: RMG (Group) » Gateway Lead Promo

Example: Root » NUI Galway » Colleges & Schools » RMG College » RMG School » Gateway Page Preview » [Gateway Lead Promo]

T4 Implementation Notes:

Add content type to section and continue to edit.

Image Reference:





26. Explore Our Campus

Main Features and Targeted Use:

A standard page component designed originally for the Gateway page. Includes a short title, map hover state and CTA label with arrow.

Component Specifications:

- Title: Max Chars - 18
- CTA Label: Max Chars – 18

Restrictions:

Component does not appear on widescreen pages (college/school/top level landing pages).

Additional Recommendations:

Should be used sparingly, where the context makes sense, especially on Gateway pages.

T4 Reference Path:

Example: Root » NUI Galway » Colleges & Schools » RMG College » RMG School » Gateway Page Preview » Sidebar » [Explore Our Campus]

T4 Implementation Notes:

Add 'NUIG code only' content type to a Sidebar sub-section of the target page, edit and insert the following code:

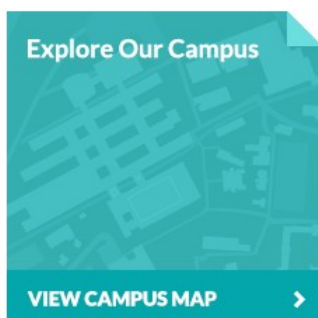
```
<div id="campusMapBanner">
  <div id="campusMapBannerWrapper">

    <h3><span>Explore Our Campus</span></h3>

    <a href="http://www.nuigalway.ie/campus-map/static.php">
      <span class="map"></span>
      <span class="link">View Campus Map</span>
    </a>

  </div>
</div>
```

Image Reference:





Web Style Guide and Component Manual

27. Upcoming Events Feature

Main Features and Targeted Use:

A standard page component designed originally for the Gateway page. Includes a short title, 2 short event descriptions and CTA label with arrow. Events should be driven automatically by the university events, without any updates required from the content manager.

Component Specifications:

- Title: Max Chars – 18
- Event Description: Max Chars - 20
- CTA Label: Max Chars – 18

Restrictions:

Component does not appear on widescreen pages (college/school/top level landing pages).

Additional Recommendations:

Should be used sparingly, where the context makes sense, especially on Gateway pages.

T4 Reference Path:

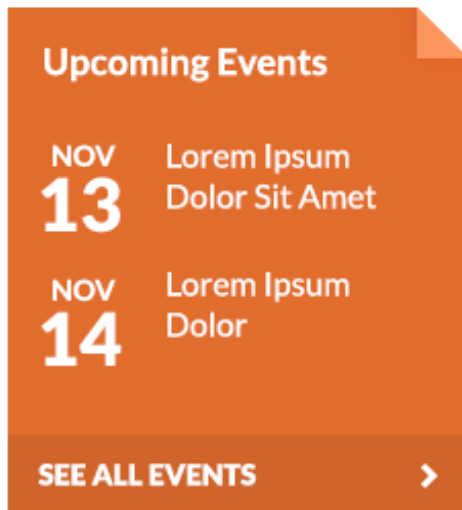
Example: Root » NUI Galway » Colleges & Schools » RMG College » RMG School » Gateway Page Preview » Sidebar » [Upcoming Events Feature]

T4 Implementation Notes:

Add 'NUIG code only' content type to a Sidebar sub-section of the target page, edit and insert the following code:

```
<t4 type="navigation" id="489" />
```

Image Reference:





28. Related Courses Feature

Main Features and Targeted Use:

A standard page component designed originally for the Course Detail and Listing pages. Includes a short component title, small image, course title and short description, as well as a learn more CTA below.

Component Specifications:

- Title: Max Chars – 18
- Course Title: Unrestricted
- Course Description: Max Chars - 80
- CTA Label: Max Chars – 18

Restrictions:

Component does not appear on widescreen pages (college/school/top level landing pages).

Additional Recommendations:

Image Art Direction: Because of the smaller image size, ensure the image is colourful and uncluttered, as a busy image will be difficult to see.

T4 Reference Path:

Example: Root » NUI Galway » Courses » Undergraduate Courses » Test RMG » Sidebar » [Related Courses]

T4 Implementation Notes:

Add 'Sidebar Content box' content type to a Sidebar sub-section of the target page and edit. Make sure the bottom link has CSS class set to '*more*' to ensure it is rendered with darker background and arrow.

Image Reference:





29. Standard Media Gallery

Main Features and Targeted Use:

A standard page component designed originally for the Gateway page to display an image and video gallery. Clicking each thumbnail will open that image within a lightbox gallery. Clicking the 'See More...' link below opens the gallery on the 1st frame.

Component Specifications:

- Video Thumbnail: JPG, 584x584px
- Video Link (Youtube)
- Six Image Thumbnails: JPG, 288x288px
- Six Full Size Images (for lightbox): JPG, 800x600 at minimum
- CTA Label: Max Chars - 25

Restrictions:

Component does not appear on widescreen pages (college/school/top level landing pages).

Additional Recommendations:

Should be used sparingly, where the context makes sense, especially on Gateway pages.

T4 Reference Path:

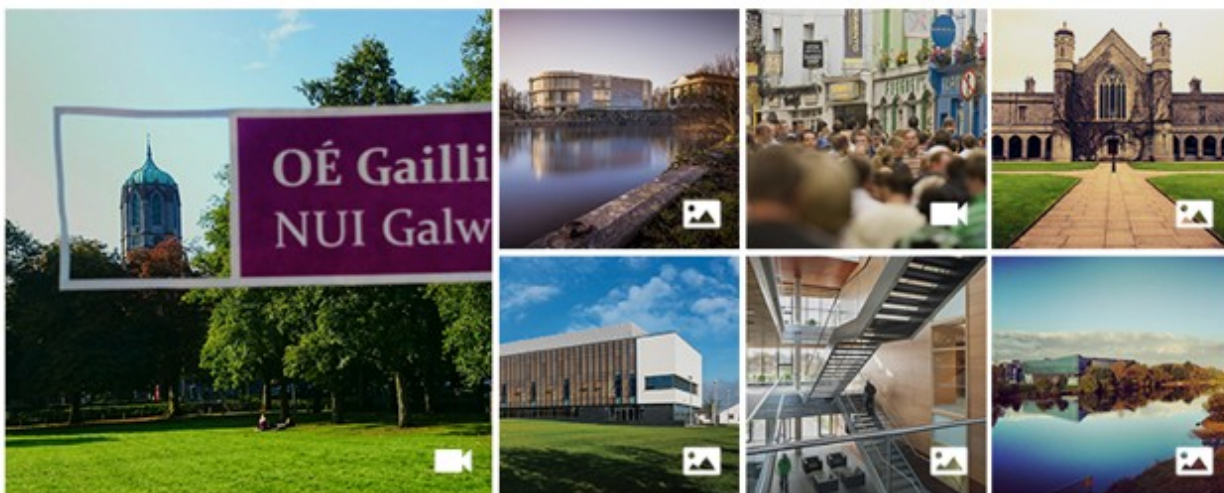
Content Type: RMG (Group) » Virtual Tour Gallery

Example: Root » NUI Galway » Colleges & Schools » RMG College » RMG School » Gateway Page Preview » [Virtual Tour Gallery]

T4 Implementation Notes:

Add content type to section and continue to edit. For each item in the gallery provide either full size image or video link, which will be displayed on click.

Image Reference:



[SEE MORE OF NUI GALWAY >](#)



Web Style Guide and Component Manual

30. Downloads Carousel

Main Features and Targeted Use:

Designed as a carousel for all downloads required on a page, rather than having them scattered throughout the page in several places. Can be used on both Widescreen and Standard page templates.

Component Specifications:

- Image Thumbnail: JPG, 310x175px
- Description: Max Chars - 50

Restrictions:

Must contain at least 3 downloadable items.

Additional Recommendations:

Image Art Direction: Thumbnail must contain the cover artwork from the downloadable file (typically a PDF).

T4 Reference Path:

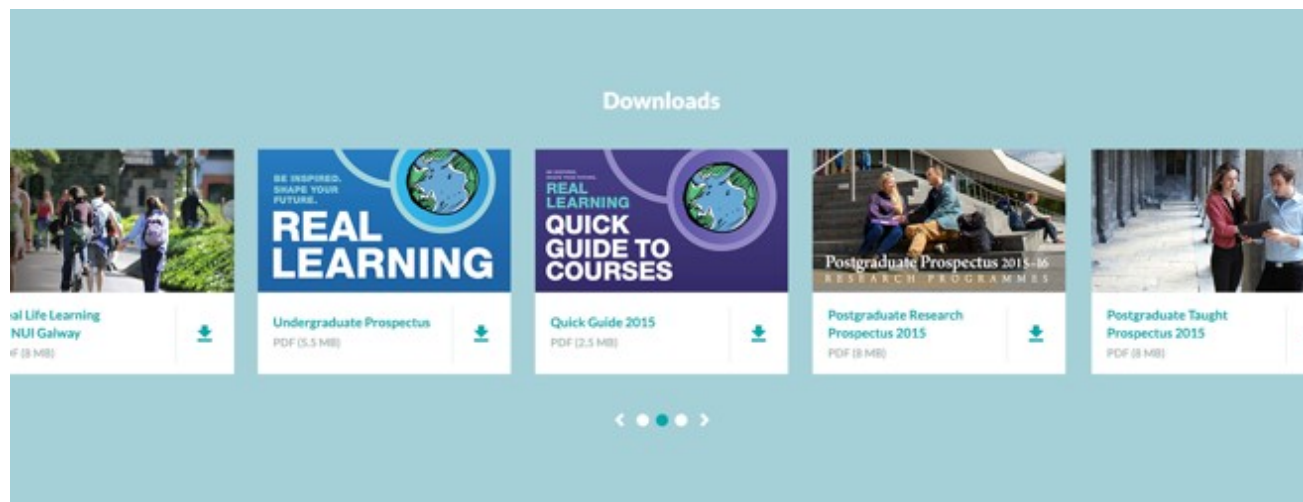
Content Type: RMG (Group) » Download

Example: Root » NUI Galway » Colleges & schools » RMG College » RMG School » Discipline Page Preview » Downloads

T4 Implementation Notes:

Create sub-section to any page with name “Downloads” and add content type RMG / Download for each item.

Image Reference:





Web Style Guide and Component Manual

31. Searchable Listing

Main Features and Targeted Use:

A listing page component designed originally for the Course Listing page. Includes search field, download links (which export the list in several formats), listing table, with search result entries and pagination at the bottom. Displays 20 results on each page by default.

Restrictions:

Component does not appear on widescreen pages (college/school/top level landing pages).

Additional Recommendations:

None required.

T4 Reference Path:

Example: Root » NUI Galway » Courses » Undergraduate Courses » [Course table generator]

T4 Implementation Notes:

This particular style is applied to all tables with CSS class '*dataTable*'. Pagination, search and export features are provided by TableTools JavaScript plugin. Please see plugin website [1] for more details.

For basic usage, simply duplicate content from the reference example above and update the HTML accordingly.

[1] <https://www.datatables.net/extensions/tabletools/>

Image Reference:

The screenshot shows a web interface for searching courses. At the top is a search bar with the placeholder text 'Search Courses' and a magnifying glass icon. Below the search bar are download links: 'Download: COPY | CSV | EXCEL | PDF'. The main part of the interface is a table with three columns: 'Course Name', 'CAO Code', and 'College/School'. The table contains eight rows of course data. At the bottom, there is a pagination bar showing 'Showing 1 to 20 of 56 entries' and three buttons labeled '1', '2', and '3'.

Course Name	CAO Code	College/School
Arts	GY101	College of Arts, Social Sciences & Celtic Studies
Arts History	GY105	College of Arts, Social Sciences & Celtic Studies
Biomedical Engineering	GY408	College of Engineering & Informatics
Biomedical Science	GY303	College of Science
Computer Science and Information Technology	GY350	College of Business, Public Policy & Law
Corporate Law (B Corp Law)	GY250	College of Engineering & Informatics
Creative Writing with Arts	GY111	College of Business, Public Policy & Law
Cumarsáid	GY106	College of Arts, Social Sciences & Celtic Studies

Showing 1 to 20 of 56 entries

1 2 3



32. Large Hero News Item

Main Features and Targeted Use:

A standard page component designed for the News & Events homepage to hero a recent top news article from the University. Component includes hero image, date published, article title and the 1st two lines of the article below.

Component Specifications:

- Image Thumbnail: JPG, 735x415px
- Title: Max Chars - 100
- Description: Max Chars – 190 (Automatically populated by the 1st 190 characters of the article content).

Restrictions:

Only featured on News and Events landing page.

Additional Recommendations:

Image Art Direction: Image asset should be a sharp, high resolution photograph or graphic relating to the specific news story, without any additional styles or borders applied. Bottom green border will be applied through CSS.

T4 Reference Path:

Example: Root » NUI Galway » Colleges & Schools » RMG College » RMG School » News & Events
RMG Test » [Feature Item]

T4 Implementation Notes:

Add 'NUIG code only' content type to a Sidebar sub-section of the target page, edit and insert the following code:

```
<t4 type="navigation" id="451" />
```

The navigation object fetches the latest article from the sub-sections of Root » NUI Galway » About NUI Galway » News & Events » News Archive. It is important that all news articles have an image with proper dimensions otherwise the image looks blurry.

Image Reference:



Tuesday, 9 December 2014

NUI Galway to Sign Agreement with Leading Chinese University During President Higgins' State Visit

Cras consectetur velit in dui faucibus, vitae congue nisl egestas. Etiam viverra tristique odio, vel volutpat purus. Etiam sit amet felis eget felis maximus faucibus. Morbi blandit et magna...



33. 3 Small Hero News Items

Main Features and Targeted Use:

A standard page component designed for the top of the News & Events homepage and bottom of the News Article to hero 3 recent top news article from the University. Component includes hero image, date published and article title. On mobile, these features will stack up vertically.

Component Specifications:

- Image Thumbnail: JPG, 735x415px
- Title: Max Chars – 150
- Date – Automatically Published

Restrictions:

Only featured on the News and Events landing page and the bottom of the News Article pages.

Additional Recommendations:

Image Art Direction: Image asset should be a sharp, high resolution photograph or graphic relating to the specific news story, without any additional styles or borders applied. Bottom green border will be applied through CSS.

T4 Reference Path:

Example: Root » NUI Galway » Colleges & Schools » RMG College » RMG School » News & Events RMG Test » [More Feature Items]

T4 Implementation Notes:

Add 'NUIG code only' content type to a Sidebar sub-section of the target page, edit and insert the following code:

```
<t4 type="navigation" id="456" />
```

The navigation object fetches the 2nd, 3rd and 4th latest article from the sub-sections of Root » NUI Galway » About NUI Galway » News & Events » News Archive.

Image Reference:



Monday, 8 December 2014

NUI Galway Free Public
Lecture on Comets



Sunday, 7 December 2014

NUI Galway Graduate
Nominated for ANNIE
International Award



Tuesday, 2 December 2014

Conference On
Neurodegenerative
Diseases Hailed a Success



34. News Archive Summary

Main Features and Targeted Use:

A standard page component designed for the News & Events homepage to list 3 past news articles from the University. Component includes an H2 title, date range filter (including dropdown menus and 'Search' button) image thumbnails, date published, article title and description.

Component Specifications:

- Image Thumbnail: JPG, 735x415px (will be resized to 140x140px)
- Title: Max Chars – 100
- Description: Max Chars – 190 (Automatically populated)
- Date – Automatically Published

Restrictions:

Only features 3 news items. Using the Date Range filter will send you to the full News Archive page.

Additional Recommendations:

Image Art Direction: Image asset should be a sharp, high resolution photograph or graphic relating to the specific news story, without any additional styles or borders applied. Bottom green border will be applied through CSS.

T4 Reference Path:

Code for the search form: Root » NUI Galway » Colleges & Schools » RMG College » RMG School » News & Events RMG Test » [News date picker with js and Search]

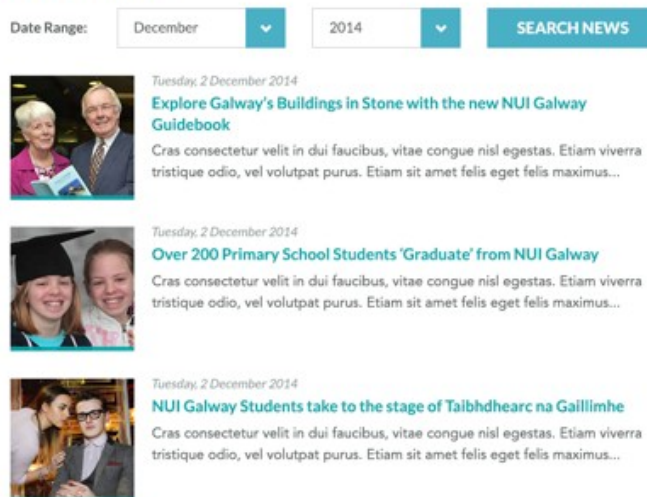
Code for the article listing: Root » NUI Galway » Colleges & Schools » RMG College » RMG School » News & Events RMG Test » [News Archive (3 items)]

T4 Implementation Notes:

Duplicate the referenced examples to the target section. The navigation object from the News Archive content fetches the 5th, 6th and 7th latest article from the sub-sections of Root » NUI Galway » About NUI Galway » News & Events » News Archive.

Image Reference:

News Archive





Web Style Guide and Component Manual

35. Contact Information Feature

Main Features and Targeted Use:

A standard page component designed for the left column of the News Archive and Jobs page.

Component Specifications:

- Title: Max Chars - 18
- CTA Label: Max Chars – 18
- Link text: Max Chars - 30

Restrictions:

Only available on standard page layouts, within the left-column.

Additional Recommendations:

None required.

T4 Reference Path:

Content Type: NUI Galway (Group) » Sidebar Content box

Example: Root » NUI Galway » Colleges & Schools » RMG College » RMG School » News Article RMG Test
» Sidebar » []

Example: Root » NUI Galway » About NUI Galway » Jobs » Sidebar » [human resources box]



T4 Implementation Notes:

Add 'UIG code only' content type to the target section and add HTML code as per the examples below. Please note the special CSS classes on the paragraphs to display the icons.

```
<p class="icon email"><a href="mailto:info@nuigalway.ie">info@nuigalway.ie</a></p>
<p class="icon phone">+353 (0) 91 493361</p>
<p class="icon twitter">Follow <a href="https://twitter.com/nuigalwaypress">@nuigalwaypress</a></p>
<p class="icon facebook"><a href="https://www.facebook.com/nuigalway">Like NUI Galway on Facebook</a></p>
<div><a href="#" class="more">Visit Press Centre</a></div>
```

```
<p class="icon email"><a href="mailto:hr@nuigalway.ie">hr@nuigalway.ie</a></p>
<p class="icon phone">+353 (0) 91 492151</p>
<p class="icon chain"><a href="/hr/pol_pro/recruit.html">Policies & Procedures</a></p>
<p class="icon twitter">Follow <a href="https://twitter.com/nuigalway">@nuigalway</a></p>
<div><a href="http://www.nuigalway.ie/hr/" class="more">Human Resources</a></div>
```

Image Reference:





36. In The Media Feature

Main Features and Targeted Use:

A standard page component designed to highlight popular or recent news stories from the University. Originally designed for the News & Events Page, News & Events Article Page and News Archive Page, this includes a short component title, 3 small image thumbnails, article titles and short CTA label.

Component Specifications:

- Title: Max Chars – 18
- Feature Description: Max Chars - 50
- CTA Label: Max Chars – 18
- Image: JPG, 110x120px

Restrictions:

Component does not appear on widescreen pages (college/school/top level landing pages).

Additional Recommendations:

None required.

T4 Reference Path:

Content Type: RMG (Group) > In The Media Box

Example: Root » NUI Galway » Colleges & Schools » RMG College » RMG School » News Article RMG Test

T4 Implementation Notes:

This component should sit in the sidebar, i.e., the section needs to have sub-section called “Sidebar” and the component needs to be added here.

Image Reference:





37. Primary CTA Buttons

Main Features and Targeted Use:

A standard page component designed to allow users to easily Apply, Share and Print the page content. The first 'How to Apply' button always uses the Primary CTA bright green style, while others appear in the secondary CTA blue style.

Component Specifications:

- Button Text: Max Chars – 15
- Icons Automatically generated by development build.

Restrictions:

Component does not appear on widescreen pages (college/school/top level landing pages).

Additional Recommendations:

Can be used with or without the 'How to Apply' button.

T4 Reference Path:

Example: Root » NUI Galway » Courses » Undergraduate Courses » Test RMG

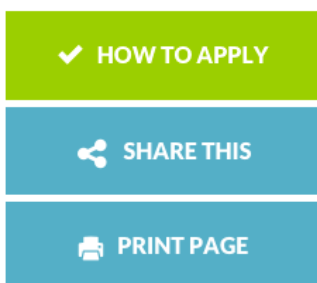
Example: Root » NUI Galway » Colleges & Schools » RMG College » RMG School » News Article RMG Test » Sidebar » [Share & Print Buttons]

T4 Implementation Notes:

Add 'NUIG code only' content type to the target section and add HTML code as per the example below. It is not needed to add the component to the course detail page. The buttons are part of the Course Template.

```
<div class="pageButtons">
  <div class="pageButtonsWrapper">
    <ul>
      <li><a href="#" class="sharePage" target="_blank" style="height: auto;"><span>Share
This</span></a></li>
      <li><a href="#" class="printPage" style="height: auto;"><span>Print Page</span></a></li>
    </ul>
  </div>
</div>
```

Image Reference:





Web Style Guide and Component Manual

38. News Article Template

Main Features and Targeted Use:

Includes headline, lead image or video, date/time posted, subheadline, body copy,

Component Specifications:

- Image Dimensions: 735x415px

Restrictions:

Only available on standard page layouts, within the left-column.

Additional Recommendations:

Image asset should be a sharp, high resolution photograph or graphic relating to the specific news story, without any additional styles or borders applied. Does not require play button or bottom green stroke on the image – these will be added by the CSS.

T4 Reference Path:

Content Type: NUI Galway (Group) » NUIG News - TEST

Example: *Root » NUI Galway » Colleges & Schools » RMG College » RMG School » News & Events RMG Test*

For Curam: Root » NUI Galway » Research Centres » CÚRAM » News & Events » Press Releases » Articles

T4 Implementation Notes:

Please select media type “Image Path (CSS)” during uploading news image file to media library. Video on news items is not supported.

Image Reference:





Web Style Guide and Component Manual

39. Contact Form

Main Features and Targeted Use:

A standard page component designed originally for the Order a Prospectus page. Includes text fields, dropdowns, radial buttons, check box, CTA buttons and confirmation/error messaging.

Restrictions:

Component does not appear on widescreen pages (college/school/top level landing pages).

Additional Recommendations:

None required.

T4 Reference Path:

Root » NUI Galway » Courses » Order a Prospectus

T4 Implementation Notes:

No extra steps required. The component is already deployed and ready to use.

Image Reference:

Your Details

* = Required Information

First Name*	Last Name*	
<input type="text" value="Justin"/>	<input type="text" value="Van Dyke"/>	✓ Complete.
Email Address*		
<input type="text" value="jvandyke83@gmail.com"/>		✓ Complete.
Confirm Email Address*		
<input type="text" value="jvandyke83@gmail.com"/>		✓ Complete.
Phone Number*		
<input type="text" value="083 443 5261"/>		✓ Complete.
Street Address*		
<input type="text" value="62 Kenilworth Square South, Rathgar"/>		✓ Complete.
<input type="text" value="Dublin 6"/>		✓ Complete.



Web Style Guide and Component Manual

40. Events Listing

Main Features and Targeted Use:

A standard page component designed originally for the Events Calendar page. This includes 3 columns: Event Title, Date/Time, Location. This also includes pagination buttons at the bottom of the listing.

Restrictions:

Only appears on the Events Calendar Page.

Additional Recommendations:

None required.

T4 Reference Path:

Root » NUI Galway » Colleges & Schools » RMG College » RMG School » News & Events RMG Test

T4 Implementation Notes:

The component has been deployed in testing mode to the example reference path above. To implement it simply duplicate the existing content in the reference path.

Image Reference:

Upcoming Events	Date / Time	Location
Economics Seminar: Transport Economics	2 December 2014 Tuesday 10 AM	CA111 Lecture Hall 1
Tulca Festival of Visual Arts	7 December 2014 Tuesday 10 AM	Galway City and County
Tulca Festival of Visual Arts	8 December 2014 Tuesday 10 AM	Galway City and County
Tulca Festival of Visual Arts	9 December 2014 Tuesday 10 AM	Galway City and County
Tulca Festival of Visual Arts	10 December 2014 Tuesday 10 AM	Galway City and County
Seminar: The Grass is Always Greener - Urban and Rural...	10 December 2014 Tuesday 10 AM	130 Aras Moyola
Tulca Festival of Visual Arts	21 December 2014 Tuesday 10 AM	Galway City and County
Tulca Festival of Visual Arts	22 December 2014 Tuesday 10 AM	Galway City and County
Winter Confering	25 December 2014 Tuesday 10 AM	Bailey Allen Hall
Seminar: Control of Mammalian DNA Repair Activity	27 December 2014 Tuesday 10 AM	MY243, Aras Moyola

Showing 1 to 18 of 26 entries

1 2



Web Style Guide and Component Manual

41. Events Calendar

Main Features and Targeted Use:

A standard page component designed originally for the Events Calendar page. This includes 4 parts: Calendar, Search Field, Keyword tabs, and Update Events button. This appears as a single column within the left-column.

Restrictions:

Only appears on the Events Calendar Page.

Additional Recommendations:

None required.

T4 Reference Path:

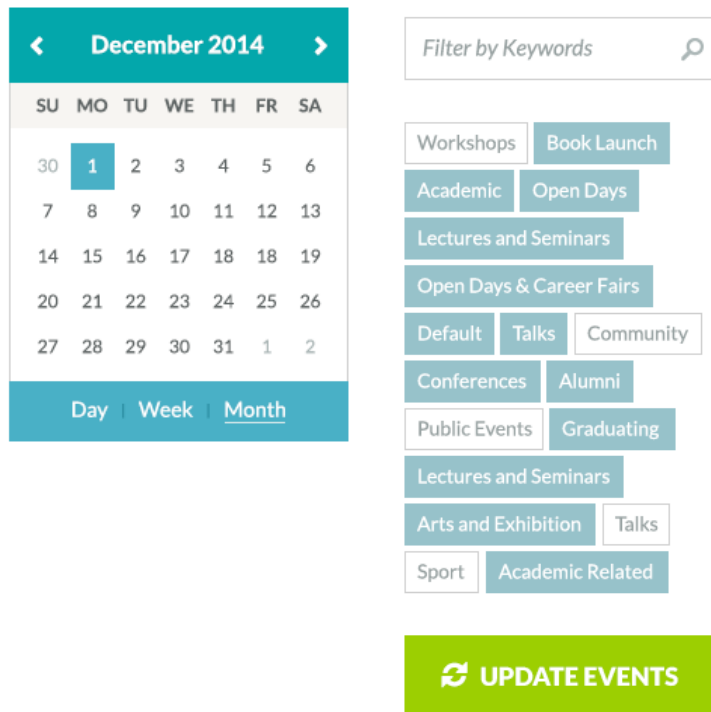
Content Type: T4 Calendar » PHP Events Calendar Instance

Example: Root » NUI Galway » About NUI Galway » News & Events » Events Calendar

T4 Implementation Notes:

PHP code.

Image Reference:





42. News Archive Listing

Main Features and Targeted Use:

A standard page component designed News Archive page. This includes large search field, date range filters, article listing and previous/next month buttons.

Component Specifications:

- Image Thumbnail: JPG, 140x140px (automatically populated by article content)
- Title: Max Chars – 100 (Automatically populated by the article content)
- Description: Max Chars – 190
- Date – Automatically Published

Restrictions:

Only appears on the Events Calendar Page.

Additional Recommendations:

None required.

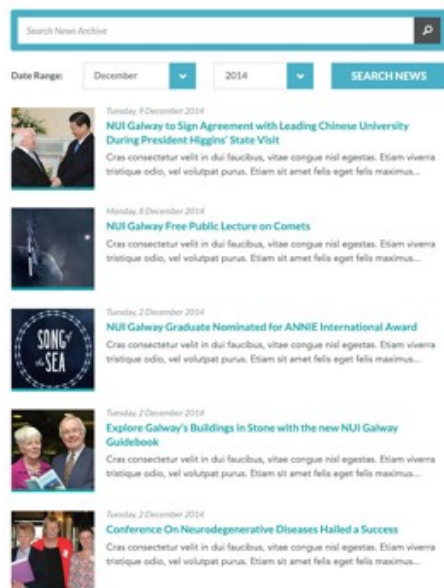
T4 Reference Path:

Example: Root » NUI Galway » Colleges & Schools » RMG College » RMG School » News Archive RMG Test

T4 Implementation Notes:

The component has been deployed in testing mode to the example reference path above. To implement it simply duplicate the existing content in the reference path.

Image Reference:





Web Style Guide and Component Manual

42. Jobs Listing

Main Features and Targeted Use:

A standard page component designed for the Jobs page, displaying 10 vacancies at a time. This includes 3 sections: filter, job listing and pagination.

Component Specifications:

- Title: Max Chars – 100
- Description: Max Chars – 190 (Automatically populated by the 1st 190 characters of the article content).
- Date – Automatically Published

Restrictions:

Only appears on the Jobs Page.

Additional Recommendations:

None required.

T4 Reference Path:

Content Type: NUI Galway (group) » NUIG jobs

Example: Root » NUI Galway » About NUI Galway » Jobs » [Job List]

T4 Implementation Notes:

Add **NUIG code only** content type to the section and put in the following navigation object:

```
<t4 type='navigation' id='449' />
```

This navigation object will pull all job items (NUIG job content types) from sub-section called “Job Items”.

So it is required to create sub-section called “Job Items” and add required NUIG job content types here.

Image Reference:





Web Style Guide and Component Manual

43. Key Facts Roundels (Standard)

Main Features and Targeted Use:

A standard page component originally designed for the Course Detail Page's Key Facts section, this was designed for a single row of 3 roundels.

Component Specifications:

- Small Text: Max Chars – 15
- Large Text: Max Chars – 8

Restrictions:

Component does not appear on widescreen pages (college/school/top level landing pages).

Additional Recommendations:

None required.

T4 Reference Path:

Content Type: NUI Galway (Group) » Key Facts Roundels (Standard)

Example: Root » NUI Galway » Colleges & Schools » RMG College » RMG School » Reference Components - Page with Navigation » [Key Facts].

T4 Implementation Notes:

Add content type to section and continue to edit. Add exactly 3 items.





Web Style Guide and Component Manual

44. Key Facts Roundels (Widescreen)

Main Features and Targeted Use:

A widescreen page component originally designed for the Courses Landing Page, this was designed for a set of 9 roundels, displaying 3 at a time within a carousel component.

Component Specifications:

- Large Text: Max Chars – 4
- Description Text: Max Chars – 70

Restrictions:

Component does not appear on standard pages.

Additional Recommendations:

None required.

T4 Reference Path:

Content Type: NUI Galway (Group) » Key Facts Roundels (Widescreen)

Example: Root » NUI Galway » Colleges & Schools » RMG College » RMG School » Courses Landing Page Preview » [Key Facts].

T4 Implementation Notes:

Add content type to section and continue to edit. Add at least 3 items.

Image Reference:





45. Standard Table

Main Features and Targeted Use:

A standard page component originally designed for the Course Detail Page's Key Facts section, this component can be used to display tables of simple text content.

Component Specifications:

- Title: Max Chars – 25
- Description: Max Chars – 70

Restrictions:

Component does not appear on widescreen pages (college/school/top level landing pages). Does not include imagery.

Additional Recommendations:

Works well with 2 – 5 rows of content.

T4 Reference Path:

Content Type: NUI Galway (Group) » Course Template 1

Content Type: NUI Galway (Group) » Course Template 2

Example: Root » NUI Galway » Courses » Undergraduate Courses » Test RMG » [rmg course test].

T4 Implementation Notes:

This component is not available on its own. It is rendered as a part of Course Template.

Image Reference:

<p>A Level Grades (2013)</p> <p>AAA (A-Level) and B(AS) or Equivalent Combination</p>	<p>Awards</p> <p>Bachelor of Commerce (Honours)</p>
<p>Lorem Ipsum</p> <p>Mauris Malesuada Velit Tristique Dignissim Nibh in Ullamcorper Est</p>	<p>Consectetur Adipiscing</p> <p>Quisque Viverra Sed Nisi In Vulputate Etiam Tristique Interdum</p>



Web Style Guide and Component Manual

46. Standard Video Gallery

Main Features and Targeted Use:

A standard page component originally designed for the top of the Course Detail Page.

Component Specifications:

- Title: Max Chars – 25
- Image Thumb: 72x50px at minimum, 144x100px preferred (for retina display)
- Image Preview: 510x380px (Automatically generated by embedded video)

Restrictions:

Component does not appear on widescreen pages (college/school/top level landing pages).

Additional Recommendations:

Works well with 2 – 4 videos.

T4 Reference Path:

Content Type: NUI Galway (Group) » Course Video

Example: Root » NUI Galway » Courses » Undergraduate Courses » Test RMG » [rmg course test].

T4 Implementation Notes:

Add content type to section and continue to edit

Image Reference:





47. Entry Points

Main Features and Targeted Use:

A standard page component originally designed for the Course Detail Page, this component sits directly below the Testimonial Video Gallery.

Component Specifications:

- Title: Max Chars – 20
- Description: Max Chars – 15

Restrictions:

Component does not appear on widescreen pages (college/school/top level landing pages). Does not include imagery.

Additional Recommendations:

Works well with 2 – 5 rows of content.

T4 Reference Path:

Content Type: NUI Galway (Group) » Course Template 1

Content Type: NUI Galway (Group) » Course Template 2

Example: Root » NUI Galway » Courses » Undergraduate Courses » Test RMG » [rmg course test].

T4 Implementation Notes:

This component is not available on its own. It is rendered as a part of Course Template.

Image Reference:

Entry Points (2013)

Range 375 - 595



Web Style Guide and Component Manual

48. Widescreen Tabbed Content

Main Features and Targeted Use:

A widescreen page component originally designed for the Courses top-level landing page, this component includes multiple tabs that help organise long lists of texts/links in a 4-column layout.

Restrictions:

Component does not appear on standard pages. Does not include imagery.

Additional Recommendations:

Would recommend using very sparingly, as the site could easily get very messy if overused.

T4 Reference Path:

Content Type: RMG (Group) » Widescreen Tabbed Content

Example: Root » NUI Galway » Colleges & Schools » RMG College » RMG School » Colleges & Schools Page» [Academic Areas of Study].

T4 Implementation Notes:

The component is restricted to 4 tabs. The first tab shows the content in 3 columns, the other tabs show content in 4 columns. Each column is managed as a separate HTML content. The image should be designed for the area between the title and subtitle.

The list of colleges/schools/disciplines should maintain the following structure:

- College – link inside H3 tag (level 3 heading)
- School – link inside P tag (paragraph)
- Discipline – link inside LI tag inside UL tag (bulleted list)
- Use HR tag to separate college lists (horizontal line)
- Use BR tag to add white space where required (new line tag – SHIFT+ENTER in HTML editor)

Image Reference:

ALL	COLLEGES	SCHOOLS	DISCIPLINES
Acadamh na hOllscolaiochta Gaeilge	School of Geography & Archaeology	School of Law	School of Nursing and Midwifery
School of Business & Economics	School of Health Sciences	School of Mathematics, Statistics and Applied Mathematics	School of Physics
School of Chemistry	School of Humanities	School of Medicine	School of Political Science & Sociology
School of Education	School of Languages, Literatures & Cultures	School of Natural Sciences	School of Psychology



Web Style Guide and Component Manual

49. Promo Box Large

Main Features and Targeted Use:

A standard page component designed for landing pages and discipline pages, sitting in the top of the page as a promotional area. With the bold teal background and imagery, this component was designed to be quite visually strong.

Component Specifications:

- Image: JPG, 310x220px
- Title: Max Chars –15
- Subtitle: Max Chars - 60
- Description: Max Chars – 100
- CTA Label: Max Chars - 18

Restrictions:

Component does not appear on widescreen pages.

Additional Recommendations:

Image asset should be a sharp, high-resolution photograph or graphic relating to the specific feature, without any additional styles or borders applied. Does not require white stroke on the image – these will be added by the CSS.

T4 Reference Path:

Content Type: *RMG (Group) » Promo Box Large*

Example: *Root » NUI Galway » Colleges & schools » RMG College » RMG School » Discipline Page Preview » [Latest News].*

T4 Implementation Notes:

Add content type to section and continue to edit.

Image Reference:



Latest News

NUI Galway to Hold Information Evening in Clonmel Market

Secondary school students interested in NUI Galway are invited to an information evening in Clonmel on Thursday...

READ MORE



Web Style Guide and Component Manual

50. Two Promo Image Boxes

Main Features and Targeted Use:

A standard page component designed for landing pages and discipline pages. This component initially displays the image, while the hover-state reveals the title and description over a semi-transparent black background.

Component Specifications:

- Image: JPG, 704x520px
- Title: Max Chars – 20
- Description: Max Chars - 50
- CTA Label: Max Chars - 20

Restrictions:

Component does not appear on widescreen pages.

Additional Recommendations:

Image asset should be a sharp, high-resolution photograph or graphic relating to the specific feature, without any additional styles or borders applied. Does not require white stroke or teal underline – all styles will be added in CSS.

T4 Reference Path:

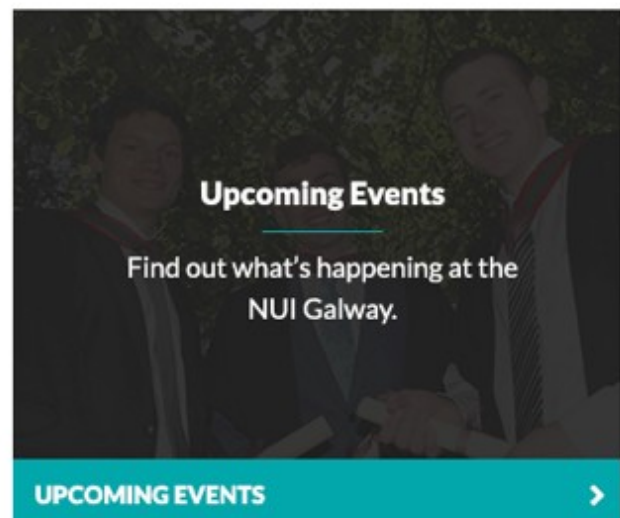
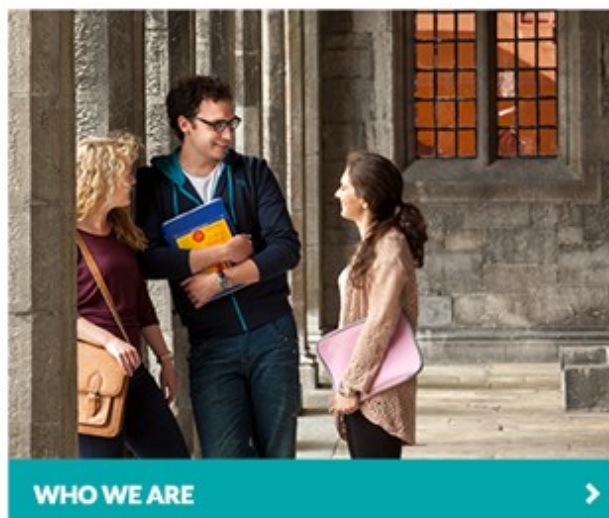
Content Type: RMG (Group) » Two Promo Image Boxes

Example: Root » NUI Galway » Colleges & schools » RMG College » RMG School » Discipline Page Preview » [Two Column Teasers Test].

T4 Implementation Notes:

Add content type to section and continue to edit.

Image Reference:





51. Three Promo Image Boxes

Main Features and Targeted Use:

A standard page component designed for landing pages and discipline pages. This component initially displays the image, while the hover-state reveals the title and description over a semi-transparent black background.

Component Specifications:

- Image: JPG, 704x520px
- Title: Max Chars – 20
- Description: Max Chars - 50
- CTA Label: Max Chars - 20

Restrictions:

Component does not appear on widescreen pages.

Additional Recommendations:

Image asset should be a sharp, high-resolution photograph or graphic relating to the specific feature, without any additional styles or borders applied. Does not require white stroke or teal underline – all styles will be added in CSS.

T4 Reference Path:

Content Type: RMG (Group) » Three Promo Image Boxes

Example: Root » NUI Galway » Colleges & schools » RMG College » RMG School » Discipline Page Preview » [Three Column Teasers Test].

T4 Implementation Notes:

Add content type to section and continue to edit.

Image Reference:





52. Content Blocks with Images

Main Features and Targeted Use:

A standard page component designed for landing pages and discipline pages embedded within a longer page layout. Four colour options are available for this component, to best fit the overall page appearance.

Component Specifications:

- Image: JPG, 300x165px at minimum, recommended 600x330px (for retina displays)
- Title: Max Chars – 25
- Description: Max Chars - 120
- CTA Label: Max Chars - 15

Restrictions:

Component does not appear on widescreen pages.

Additional Recommendations:

Image asset should be a sharp, high-resolution photograph or graphic relating to the specific feature, without any additional styles or borders applied. Does not require white stroke or teal underline – all styles will be added in CSS.

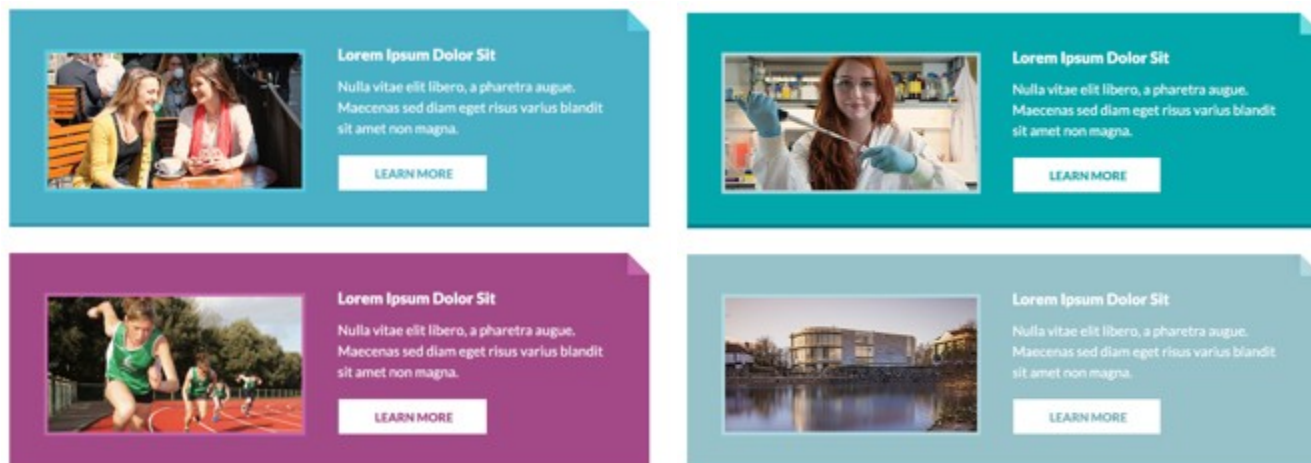
For best appearance, embed between other components with plain white/empty backgrounds. This will ensure high visibility. This component should only be used if a good quality image is available. Otherwise, we recommend using the 'Content Block without Image' component below.

T4 Reference Path:

Content Type: RMG Group » Content Block with Image

Example: Root » NUI Galway » Colleges & Schools » RMG College » RMG School » Reference Components - Page with Navigation » [Purple Content Box without Image]

Image Reference:





Web Style Guide and Component Manual

53. Content Blocks without Images

Main Features and Targeted Use:

A standard page component designed for landing pages and discipline pages embedded within a page layout. This feature component is to be used when an image is either unavailable or unnecessary. Four colour options are available for this component, to best fit the overall page appearance.

Component Specifications:

- Title: Max Chars – 25
- Description: Max Chars - 120
- CTA Label: Max Chars - 15

Restrictions:

Component does not appear on widescreen pages.

Additional Recommendations:

For best appearance, embed between other components with plain white/empty backgrounds. This will ensure high visibility.

T4 Reference Path:

Content Type: RMG Group » Content Block without Image

Example: Root » NUI Galway » Colleges & Schools » RMG College » RMG School » Reference Components - Page with Navigation » [Purple Content Box without Image]

Image Reference:





54. Facebook Stream

Main Features and Targeted Use:

A standard page component designed for landing pages and discipline pages embedded within a page layout. This component is driven by the Facebook plugin, and requires no additional content.

Restrictions:

Component does not appear on widescreen pages.

Additional Recommendations:

For best appearance, embed near the bottom of the page. Do not use old Facebook like box content type because it has been deprecated by Facebook.

T4 Reference Path:

Content Type: RMG Group » NUIG code only (and insert the code bellow)

Example: Root » NUI Galway » Colleges & Schools » RMG College » RMG School » Reference Components - Page with Navigation » [Facebook Stream]

T4 Implementation Notes:

Add 'NUIG code only' content type to section, edit and insert the following code:

```
<br/> <!-- Spacer, can be omitted when the component is
first on the page -->

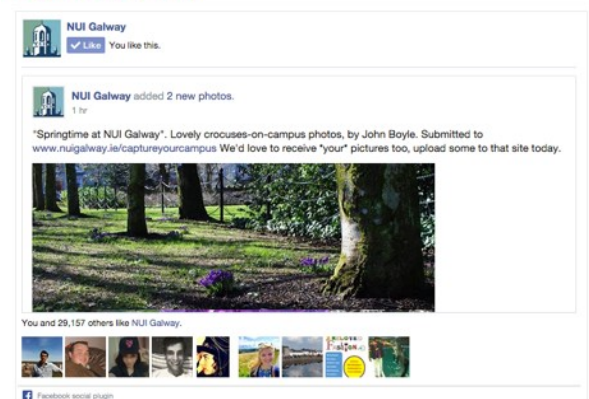
<h2>Facebook Stream</h2>

<div class="facebookStream">
  <div class="fb-page" data-
href="https://www.facebook.com/nuigalway" data-width="580"
data-height="480" data-small-header="true" data-adapt-
container-width="true" data-hide-cover="true" data-show-
facepile="true" data-show-posts="true"><div class="fb-
xfbml-parse-ignore"><blockquote
cite="https://www.facebook.com/nuigalway"><a
href="https://www.facebook.com/nuigalway">NUI
Galway</a></blockquote></div></div>
</div>

<div id="fb-root"></div>
<script>(function(d, s, id) {
  var js, fjs = d.getElementsByTagName(s)[0];
  if (d.getElementById(id)) return;
  js = d.createElement(s); js.id = id;
  js.src =
  "//connect.facebook.net/en_GB/sdk.js#xfbml=1&version=v2.3&
appId=176880789035795";
  fjs.parentNode.insertBefore(js, fjs);
})(document, 'script', 'facebook-jssdk'));</script>
```

Image Reference:

Facebook Stream





Web Style Guide and Component Manual

55. Widescreen Promo Images 2 Columns

Main Features and Targeted Use:

A widescreen component designed college, school or top-level landing pages. This component displays the image, title and description accompanied by 2 CTA links below.

Component Specifications:

- Image: JPG, 960x532px
- Title: Max Chars – 20
- Description: Max Chars - 170
- CTA Label: Max Chars - 25

Restrictions:

Component does not appear on standard page layouts.

Additional Recommendations:

Image asset should be a sharp, high-resolution photograph or graphic relating to the specific feature, without any additional styles or borders applied. Does not require white stroke or teal underline – all styles will be added in CSS.

T4 Reference Path:

Content Type: RMG Group » Widescreen Promo Images 2 Columns

Example: Root » NUI Galway » Colleges & Schools » RMG College » RMG School » Reference Components - Full Width Page » [Widescreen Promo Images 2 Columns]

Image Reference:



Lorem Ipsum Dolor

Lorem ipsum dolor sit amet, consectetur adipiscing elit. Morbi placerat, lectus quis consectetur pretium, purus turpis dignissim libero, nec vehicula augue nunc ac mauris.

[CURSUS FERMENTUM EGESTAS >](#)

[VESTIBULUM PORTA >](#)



Lorem Ipsum Dolor

Lorem ipsum dolor sit amet, consectetur adipiscing elit. Morbi placerat, lectus quis consectetur pretium, purus turpis dignissim libero, nec vehicula augue nunc ac mauris.

[CURSUS FERMENTUM EGESTAS >](#)

[VESTIBULUM PORTA >](#)



Web Style Guide and Component Manual

56. Widescreen Promo Images 3 Columns

Main Features and Targeted Use:

A widescreen component designed college, school or top-level landing pages. This component displays the image, title and description accompanied by 2 CTA links below.

Component Specifications:

- Image: JPG, 620x340px
- Title: Max Chars – 20
- Description: Max Chars - 120
- CTA Label: Max Chars - 25

Restrictions:

Component does not appear on standard page layouts.

Additional Recommendations:

Image asset should be a sharp, high-resolution photograph or graphic relating to the specific feature, without any additional styles or borders applied. Does not require white stroke or teal underline – all styles will be added in CSS.

T4 Reference Path:

Content Type: RMG Group » Widescreen Promo Images 3 Columns

Example: Root » NUI Galway » Colleges & Schools » RMG College » RMG School » Reference Components - Full Width Page » [Widescreen Promo Images 3 Columns]

Image Reference:



Lorem Ipsum Dolor Sit

Curabitur in placerat velit, et aliquam est.
Quisque dapibus sed lectus ac pulvinar.
Suspendisse at facilisis turpis.

[CURSUS FERMENTUM EGESTAS >](#)

[VESTIBULUM PORTA >](#)



Lorem Ipsum Dolor Sit

Curabitur in placerat velit, et aliquam est.
Quisque dapibus sed lectus ac pulvinar.
Suspendisse at facilisis turpis.

[CURSUS FERMENTUM EGESTAS >](#)

[VESTIBULUM PORTA >](#)



Lorem Ipsum Dolor Sit

Curabitur in placerat velit, et aliquam est.
Quisque dapibus sed lectus ac pulvinar.
Suspendisse at facilisis turpis.

[CURSUS FERMENTUM EGESTAS >](#)

[VESTIBULUM PORTA >](#)



57. 2 Column Text

Main Features and Targeted Use:

A standard page component designed for standard landing pages, discipline, course detail and gateway pages. This component displays a block of copy in two columns, and is rarely used.

Restrictions:

Component does not appear on widescreen page layouts. Recommend using this layout sparingly.

Additional Recommendations:

Would recommend keeping the short, to avoid an overly-long two column layout, which will be very difficult to read.

T4 Reference Path:

Content Type: RMG Group » 2 Column Text

Example: Root » NUI Galway » Colleges & Schools » RMG College » RMG School » Reference Components - Page with Navigation » [2 Column Text]

Image Reference:

Lorem Ipsum Dolor Sit Amet

Cras mattis consectetur purus sit amet fermentum. Duis mollis, est non commodo luctus, nisi erat porttitor ligula, eget lacinia odio sem nec elit. Donec ullamcorper nulla non metus auctor fringilla. Sed posuere consectetur est at lobortis. Vestibulum id ligula porta felis euismod semper. Maecenas faucibus mollis interdum.

Vestibulum Sollicitudin

Maecenas sed diam eget risus varius blandit sit amet non magna. Vivamus sagittis lacus vel augue laoreet rutrum faucibus dolor auctor. Nulla vitae elit libero, a pharetra augue. Praesent commodo cursus magna, vel scelerisque nisl consectetur et. Maecenas faucibus mollis interdum. Maecenas sed diam eget risus varius blandit sit amet non magna.

Cras mattis consectetur purus sit amet fermentum. Duis mollis, est non commodo luctus, nisi erat porttitor ligula, eget lacinia odio sem nec elit. Cum sociis natoque penatibus et magnis dis parturient montes, nascetur ridiculus mus. Lorem ipsum dolor sit amet, consectetur adipiscing elit. Cum sociis natoque penatibus et magnis dis parturient montes, nascetur ridiculus mus. Cras mattis consectetur purus sit amet fermentum.

Purus Cursus Adipiscing

Etiam porta sem malesuada magna mollis euismod. Lorem ipsum dolor sit amet, consectetur adipiscing elit. Lorem ipsum dolor sit amet, consectetur adipiscing elit. Morbi leo risus, porta ac consectetur ac, vestibulum at eros.



Web Style Guide and Component Manual

58. 3 Column Text

Main Features and Targeted Use:

A widescreen component designed college, school or top-level landing pages. This component is designed to include 3 feature areas. The icon, title and description accompanied by a CTA link. Two background colours are available: white and teal.

Component Specifications:

- Icons should be designed for each feature area (70x70px) – icons needs to be designed and uploaded individually for each college
- Title: Max Chars – 18
- Description: Max Chars - 100
- CTA Label: Max Chars - 15

Restrictions:

Component does not appear on standard page templates.

Additional Recommendations:

Would recommend placing this component near the middle of the page layout to space out two larger blocks of content as needed. When choosing a background colour, consider the background colours of the components around it. For instance, if the components above and below this one have dark/vibrant background colours, choose a white background here to break up the colour blocks and avoid the components competing for attention.

T4 Reference Path:

Content Type: RMG Group » 3 Column Text

Example: Root » NUI Galway » Colleges & Schools » RMG College » RMG School » Reference Components - Full Width Page » [3 Column Text – Teal]

Image Reference:





Web Style Guide and Component Manual

59. Staff List

Main Features and Targeted Use:

A standard page component designed for personnel pages for a consistent staff layout.

Component Specifications:

- Image: JPG, 160x160px at minimum, recommended 320x320px (for retina displays)

Restrictions:

Component does not appear on widescreen page templates.

Additional Recommendations:

Imagery: Clear, sharp images of staff photos sourced from the original photography. For consistency, all images should be black & white and created with similar light settings. Does not require white and grey border in the image – all styles will be added in CSS.

T4 Reference Path:

Content Type: RMG Group » Staff List Item

Example: Root » NUI Galway » Colleges & Schools » RMG College » RMG School » Staff List Reference Page

T4 Implementation Notes:

Each staff member is a single instance of the **Staff List Item** content type. The section headings are H2 tags (e.g., NUIG code only content type). When entering the email address, place the parts before and before @ sign into separate fields. This is to prevent malicious bots from scrapping the address for spamming purposes. The @ sign is replaced by an image on the output.

Image Reference:

Administration



Sean O'Farrell

Stiúrthóir / Director

Ext: 3607

Direct: 091 493607

Email: sean.ofarrell@nuigalway.ie



Roseanna Clancy-O'Connor

Cúntóir Riaracháin / Administrative Assistant

Ext: 2419

Direct: 091 492419

Email: rosseanna.clancy@nuigalway.ie

Web Style Guide and Component Manual

60. Courses Page Features

Main Features and Targeted Use:

A widescreen page component designed specifically for the Courses page.

Component Specifications:

- 2 Column Image: JPG, 960x260px
- 3 Column Image: JPG, 620x260px
- Title: Max Chars – 40
- Description: Max Chars - 170
- CTA Links: Up to 3 links, each 25 chars at maximum

Restrictions:

Component does not appear on widescreen page templates. There should be 2 CTA links optimally. If 3 CTA links are required, place the first two on the same line (in the same paragraph).

Additional Recommendations:

Imagery: Clear, sharp images of staff photos sourced from the original photography. For consistency, all images should be black & white and created with similar light settings. Does not require white and grey border in the image – all styles will be added in CSS.

T4 Reference Path:

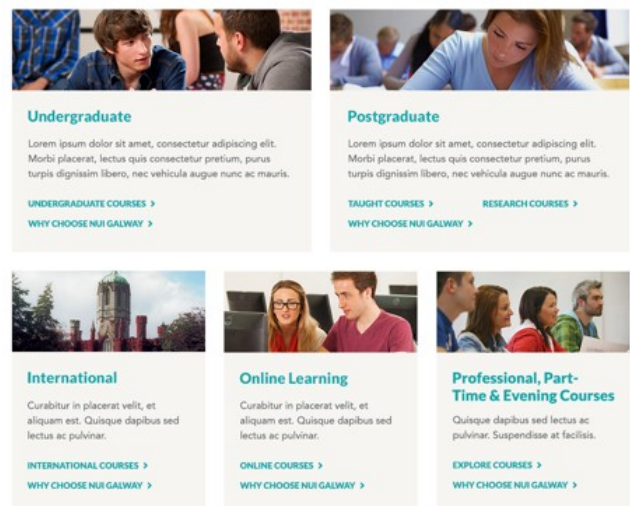
Content type: RMG Group » Courses Page Features
Example: Root » NUI Galway » Colleges & Schools
» RMG College » RMG School » Courses Landing
Page Preview » [Courses Page Features]

T4 Implementation Notes:

Place the CTA links into the HTML text, each link in a separate paragraph. If 3 links are required, place the second link into the first paragraph and put several non-breaking spaces between them.

For 3 links the resulting HTML code should be similar to the example below:

Image Reference:



```
<p>  
    <a href="/courses/taught-postgraduate-courses/">Taught Courses</a>  
    &nbsp;&nbsp;&nbsp;&nbsp;&nbsp;&nbsp;&nbsp;&nbsp;&nbsp;&nbsp;&nbsp;&nbsp;&nbsp;&nbsp;&nbsp;&nbsp;&nbsp;&nbsp;&nbsp;&nbsp;&nbsp;&nbsp;&nbsp;&nbsp;&nbsp;&nbsp;&nbsp;&nbsp;&nbsp;&nbsp;&nbsp;&nbsp;&nbsp;&nbsp;&nbsp;&nbsp;&nbsp;&nbsp;&nbsp;&nbsp;&nbsp;&nbsp;&nbsp;&nbsp;&nbsp;&nbsp;&nbsp;&nbsp;&nbsp;&nbsp;&nbsp;&nbsp;&nbsp;&nbsp;&nbsp;&nbsp;&nbsp;&~  
    &nbsp;&nbsp;&nbsp;&nbsp;&nbsp;&nbsp;&nbsp;&nbsp;&nbsp;&nbsp;&nbsp;&nbsp;&nbsp;&nbsp;&~  
    <a href="/courses/research-postgraduate-courses/">Research Courses</a>  
</p>  
<p>  
    <a href="/why-choose-nui-galway/">Why Choose NUI Galway</a>  
</p>
```




Web Style Guide and Component Manual

61. CÚRAM Homepage Hero

Main Features and Targeted Use:

A tabbed full-screen homepage component designed to direct users to the 3 specified CÚRAM Gateway pages: About CÚRAM, Industry Partnerships and Emerging Science.

Component Specifications:

- Images @ 990x445px, JPG
- Tab Titles: Max chars - 22
- H2 Titles: Max chars – 125
- Description: Max chars - 215

Recommendations and Restrictions:

Imagery: Sharp, high-quality and colourful photography of CÚRAM staff, industry partners or medical devices. Component only appears on the homepage.

T4 Reference Path:

Content type: Group RMG » *Tabbed Hero*

Example: *Root* » *NUI Galway* » *Research Centres* » *CÚRAM* » [*Homepage Tabbed Hero*]

Image Reference:





62. CÚRAM Homepage Partner Logos

Main Features and Targeted Use:

Custom grid of partner logos in a 2x4 layout of 8 icons, with a small image strip below demonstrating the EU, Irish and SFI logos.

Component Specifications:

- Images are optimised to fit the layout.
- Layout should be carefully considered when removing/replacing icons. Maximum number of partner icons is 8, with a minimum of 6 icons. Adding any more than 8 will result an unbalanced appearance.

Recommendations and Restrictions:

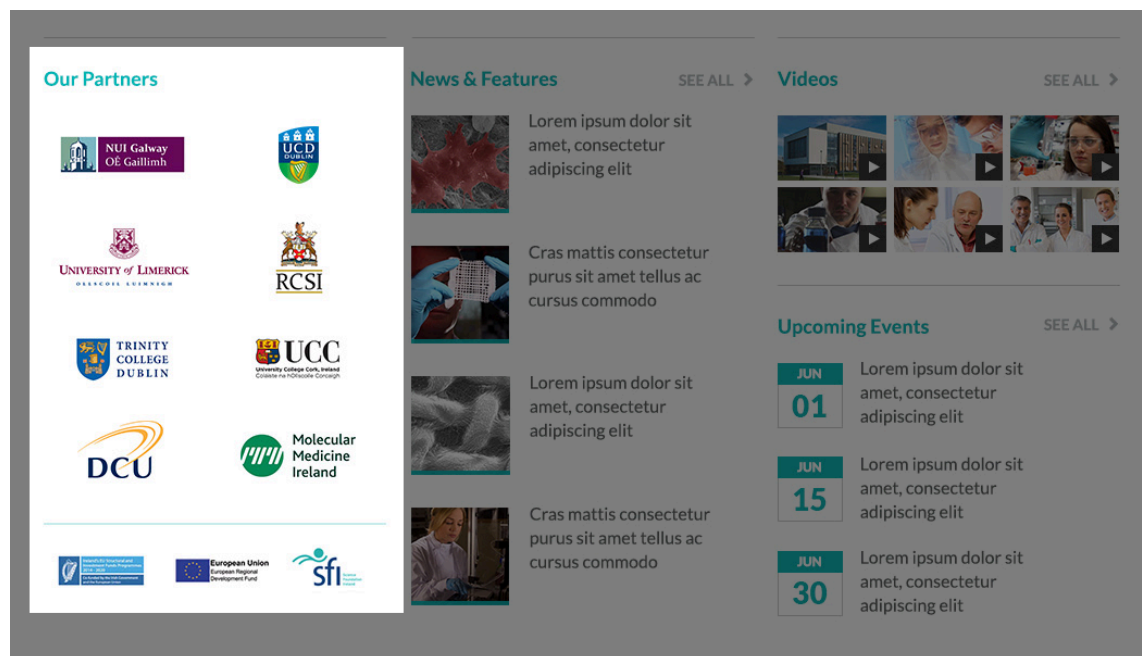
Component only appears on the homepage.

T4 Reference Path:

Content type: Group NUI Galway » *Content without heading*

Example: *Root* » NUI Galway » Research Centres » CÚRAM » *[Our Partners]*

Image Reference:





63. CÚRAM Homepage Videos

Main Features and Targeted Use:

Displaying the latest videos from CURAM's media channels (YouTube, Vimeo). Displays an image thumbnail with a small play icon.

Component Specifications:

- Images: 200x120px, JPG
- 6 videos max, 3 videos minimum

Recommendations and Restrictions:

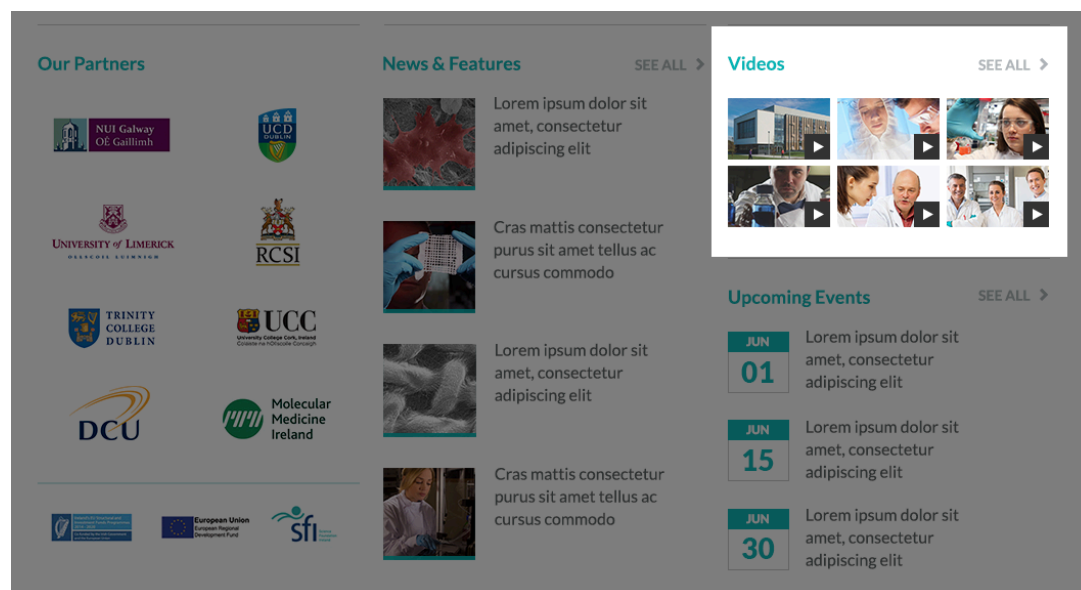
Component only appears on the homepage.

T4 Reference Path:

Content type: Group RMG » *Cúram Video Teaser*

Example: *Root » NUI Galway » Research Centres » CÚRAM » [Video Teaser]*

Image Reference:





64. CÚRAM Homepage Upcoming Events

Main Features and Targeted Use:

Displaying the 3 Latest Events from the CÚRAM events calendar.

Component Specifications:

- Displays Month and Day (automatically generated)
- Description: Max chars – 70, populated from the Event page titles.

Recommendations and Restrictions:

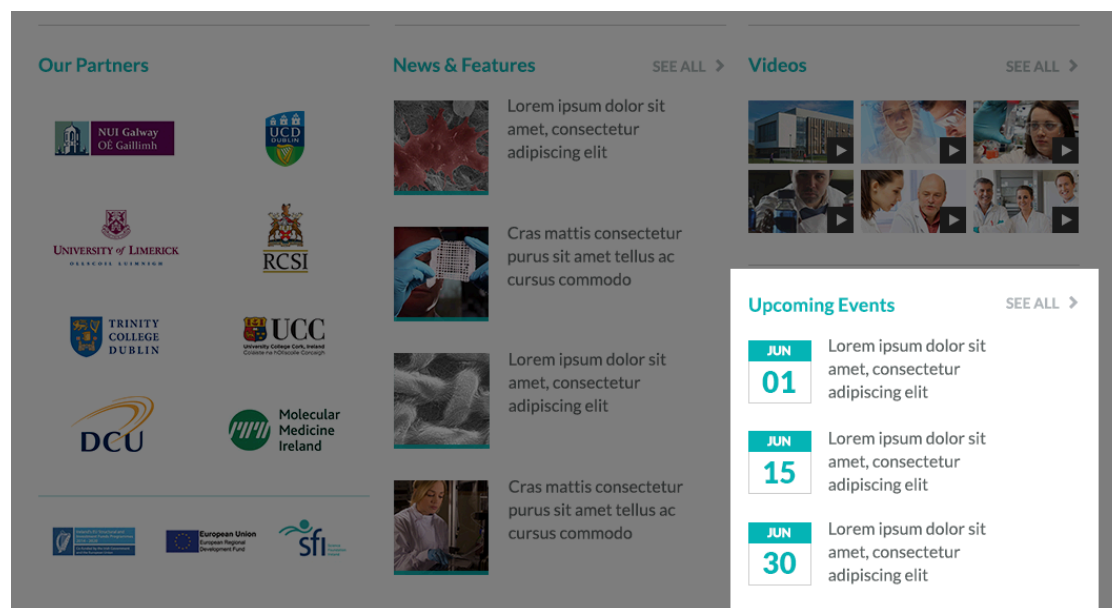
Component only appears on the homepage.

T4 Reference Path:

Content type: Group NUI Galway » *NUIG code only*

Example: *Root » NUI Galway » Research Centres » CÚRAM » [Upcoming Events]*

Image Reference:





65. CÚRAM Team Profile Page

Main Features and Targeted Use:

A standard page template that displays up to 10 profiles per page, with pagination below. It is a single, flexible page template designed to contain a variety of content and degrade gracefully if that content is not present.

The page has been visualised with a range of content below, but should be able to support any combination of the following: Staff Image, Social Media Icons, Name, Title, Contact Info, Short Description and Read More link to full profile (if present).

Component Specifications:

- Image: 160x160px, black and white
- Description: Dependent on amount of content. If there are multiple paragraphs of copy, description should truncate after 4 lines, displaying a 'Read More' link to a full profile page using a generic page template. If there is only a single paragraph, the description will display in full within the team profile page.

Recommendations and Restrictions:

Component currently only appears on the Team Profile page.

T4 Reference Path:

Content type: Group RMG » *Cúram Team Profile Item*

Example: *Root » NUI Galway » Research Centres » CÚRAM » About Us » Advisory Boards » [John O'Dea]*

Image Reference:

Team Profiles



Prof. David Brayden
LEAD INVESTIGATOR
david.brayden@ucd.ie



Professor David Brayden is the Professor of Drug Delivery at the UCD School of Veterinary Medicine and a Fellow of the UCD Conway Institute in University College Dublin. He has established a critical mass of drug delivery expertise in Ireland and led the SFI Irish Drug Delivery network.

[READ MORE >](#)



Prof. Tim O'Brien
LEAD INVESTIGATOR
timothy.obrien@nui-galway.ie



Research interests include the translation of basic research findings in stem cell biology and gene therapy to regenerative approaches to peripheral vascular disease and diabetic complications in partnership with industry and the health service.

[READ MORE >](#)



Lokesh Joshi
JOB TITLE
+353 (0) 91 495833
email.address@curamedevices.ie



Duis mollis, est non commodo luctus, nisi erat porttitor ligula. eget lacinia odio sem nec elit. Duis mollis, est non commodo luctus, nisi erat porttitor ligula, eget lacinia odio sem nec elit. Vivamus sagittis lacus vel augue laoreet rutrum faucibus dolor auctor. Etiam porta sem malesuada magna mollis euismod.

[READ MORE >](#)



Layout Appendix

Page Layouts and CSS Classes

Page Type	Page Layout	Meta Data DC Keywords	Inheritable Page Layout
Homepage	Default	homepage fullWidth	Default
College Landing Page – with Schools	Subsite / College	collegePage fullWidth	Subsite / College
College Landing Page – without Schools	Default	collegePage fullWidth	Subsite / College
School Landing Page – with Disciplines	School	schoolPage fullWidth	School
School Landing Page – without Disciplines	School	schoolPage fullWidth	School
Discipline Landing Page	Discipline	disciplinePage	Discipline
Two column (navigation + content, right column boxes moved underneath the navigation)	Default	fullContentWidth	Default
Landing Page	Default	landingPage	Default
Course Detail page	Default	courseDetailPage	Default

Body CSS Classes Reference

CSS Class To be placed into DC.keyword	Information
<i>No class</i> (default)	Page width and content restricted to 990px, secondary navigation in left column
fullWidth	Hides left and right columns, content to occupy 990px. Some elements can span over 990px and fill the screen width.
fullContentWidth	Full width content; for when #pageRightColumn is empty, to save editors time this class is added automatically if detected empty #pageRightColumn
landingPage	Page header with a background image
gatewayPage	Extra information in right column, page header without background image



Web Style Guide and Component Manual

Landing Pages Header Image CSS Classes

CSS Class to be Added to Meta Data DC Keywords	Image
headerCollegesSchools	
headerCourses	
englishBuilding	
greenAbstract	
oldScriptBook	